

Industry Status: Transportation

1 week 12/13/23 to 12/20/23								
9Weakest	8VWeak	7Weaker	6Weak	5Avg	4Strong	3Stronger	2VStrong	1Strongest
.	83 TRANSPORT	.	.	.
.	.	.	.	11 AirDelv/Frt
.	<-Air Services 2	<-Air Services 2	<-Air Services 2	<-Air Services 2
.	.	.	.	4 Major Airlines
.	8 Railroads->	8 Railroads->	.
.	9 Reg'l Airlines	.	.	.
.	.	.	.	34 Shipping->	34 Shipping->	34 Shipping->	.	.
.	.	.	.	15 Trucking
.

December 20, 2023

UNCHANGED at **STRONG** strength rating
(**4th** strongest of 9 levels)
previous move was **UP**

Shipping +2 strength levels, Railroads=Very Strong, 1 wk 83% pos stocks, ZIM +33%

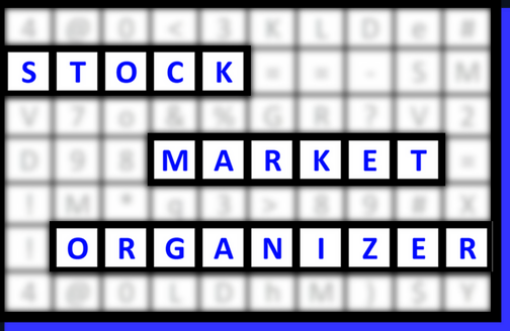


Table of Contents

1	1. INDUSTRY OVERVIEW	
	1A. Performance	
	1B. Background	
2	2. SUB-INDUSTRIES AND STOCK DETAIL	
	2A. Sub-Industries Overview	
	2B. Sub-Industries 10-Week Strengthening Analysis	
	2C. Stocks 1 Week Strongest and Weakest	
5	3. STRENGTH BY LOOKBACK PERIOD (with Best/Worst stocks)	
	3A. Lookback 3 Months	
	3B. Lookback 4 weeks	
	3C. Lookback 1 Week	

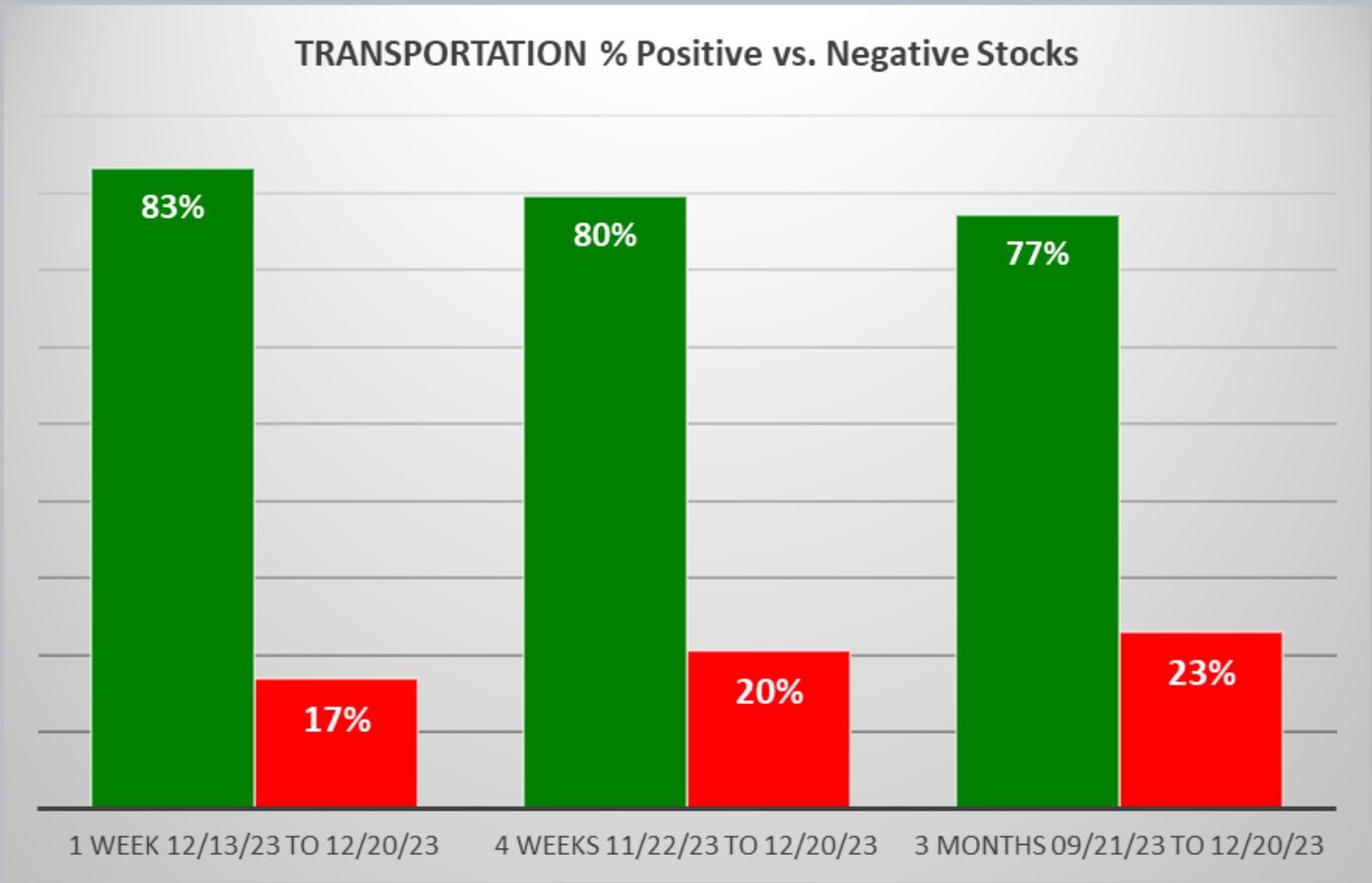
1. INDUSTRY OVERVIEW

1A. Performance

Past 10 Weeks Strengthening/Weakening week-by-week, per the following chart:

9Weakest	8VWeak	7Weaker	6Weak	5Avg	4Strong	3Stronger	2VStrong	1Strongest	Period
.	83 TRANSPORT	.	.	.	7 Days - 12/13/23 to 12/20/23
.	.	.	.	83 TRANSPORT->	83 TRANSPORT->	.	.	.	7 Days - 12/06/23 to 12/13/23
.	.	.	.	83 TRANSPORT	7 Days - 11/29/23 to 12/06/23
.	.	.	.	83 TRANSPORT	7 Days - 11/22/23 to 11/29/23
.	.	.	.	83 TRANSPORT	7 Days - 11/15/23 to 11/22/23
.	.	.	83 TRANSPORT->	83 TRANSPORT->	7 Days - 11/08/23 to 11/15/23
.	.	.	83 TRANSPORT	7 Days - 11/01/23 to 11/08/23
.	.	.	83 TRANSPORT	7 Days - 10/25/23 to 11/01/23
.	.	.	<-TRANSPORT 83	<-TRANSPORT 83	7 Days - 10/18/23 to 10/25/23
.	.	.	.	83 TRANSPORT	7 Days - 10/11/23 to 10/18/23

STRENGTHENING 1 Week vs. Mid- and Longer-Term // 1 week positive/negative stocks ratio is HIGHER than both 4 weeks and 3 Months, per the following chart:



1B. Background

Largest of 7 sub-industries (83 stocks, average 12):

- * Shipping (34 stocks)
- * Trucking (15 stocks)
- * Air Delivery & Freight Service (11 stocks)
- * Regional Airlines (9 stocks)

Top 10 by Market Capitalization:

UNP/Union Pacific Corp, UPS/United Parcel Service Inc, CNI/Canadian Natl Railway, CP/Canadian Pacific Railway Ltd, FDX/Fedex Corp, CSX/Csx Corp, NSC/Norfolk Southern Corp, ODFL/Old Dominion Freight Lines Inc, DAL/Delta Air Lines Inc, WAB/Wabtec Corporation

2. SUB-INDUSTRIES AND STOCKS DETAIL

2A. Sub-Industries Overview

Strengthened: 2/7 sub-industries

Weakened: 1/7 sub-industries

STRONGEST at Very Strong rating/2nd strongest of 9 levels:

- * Railroads (8 stocks)

WEAKEST at Average rating/5th strongest of 9 levels:

- * Air Delivery & Freight Service (11 stocks)
- * Major Airlines (4 stocks)
- * Trucking (15 stocks)

2B. Sub-Industries 10-Week Strengthening Analysis

What: recent week-by-week strength changes for the industry and its sub-industries

Why: objective measurement of strengthening and weakening enabling comparison within and across industries and sub-industries

INDUSTRY CURRENT PERIOD SUMMARY								1 week 12/13/23 to 12/20/23								
Length - Begin/End	Industry/Sub-Industry	Period	#	Min	Avg	Max	Status	9Weakest	8VWeak	7Weaker	6Weak	5Avg	4Strong	3Stronger	2VStrong	1Strongest
7 Days - 12/13/23 to 12/20/23	TRANSPORTATION	Period 1 of 10 (Current)	83	-10%	4%	33%	Strengthened						83 TRANSPORT			
7 Days - 12/13/23 to 12/20/23	TRANSPORTATION - Air Delivery & Freight Service	Period 1 of 10 (Current)	11	-10%	1%	6%	Weakened					11 AirDelv/Frt				
7 Days - 12/13/23 to 12/20/23	TRANSPORTATION - Air Services	Period 1 of 10 (Current)	2	-9%	-2%	4%	Weakened						<-Air Services 2	<-Air Services 2	<-Air Services 2	<-Air Services 2
7 Days - 12/13/23 to 12/20/23	TRANSPORTATION - Major Airlines	Period 1 of 10 (Current)	4	-2%	-1%	0%	Unchanged					4 Major Airlines				
7 Days - 12/13/23 to 12/20/23	TRANSPORTATION - Railroads	Period 1 of 10 (Current)	8	-5%	1%	4%	Strengthened						8 Railroads->	8 Railroads->		
7 Days - 12/13/23 to 12/20/23	TRANSPORTATION - Regional Airlines	Period 1 of 10 (Current)	9	-5%	2%	10%	Strengthened						9 Reg'l Airlines			
7 Days - 12/13/23 to 12/20/23	TRANSPORTATION - Shipping	Period 1 of 10 (Current)	34	0%	8%	33%	Strengthened					34 Shipping->	34 Shipping->	34 Shipping->		
7 Days - 12/13/23 to 12/20/23	TRANSPORTATION - Trucking	Period 1 of 10 (Current)	15	-1%	4%	11%	Strengthened					15 Trucking				
7 Days - 12/13/23 to 12/20/23		Period 1 of 10 (Current)														
7 Days - 12/13/23 to 12/20/23		Period 1 of 10 (Current)														
PREVIOUS WEEKS (EDUCATIONAL PURPOSES ONLY/NOT A STOCK OR INVESTMENT RECOMMENDATION)																
Length - Begin/End	Industry/Sub-Industry	Period	#	Min	Avg	Max	Status	9Weakest	8VWeak	7Weaker	6Weak	5Avg	4Strong	3Stronger	2VStrong	1Strongest
7 Days - 12/13/23 to 12/20/23	TRANSPORTATION	Period 1 of 10 (Current)	83	-10%	4%	33%	Strengthened						83 TRANSPORT			
7 Days - 12/06/23 to 12/13/23	TRANSPORTATION	Period 2 of 10	83	-7%	2%	19%	Strengthened					83 TRANSPORT->	83 TRANSPORT->			
7 Days - 11/29/23 to 12/06/23	TRANSPORTATION	Period 3 of 10	83	-11%	3%	209%	Strengthened					83 TRANSPORT				
7 Days - 11/22/23 to 11/29/23	TRANSPORTATION	Period 4 of 10	83	-10%	0%	19%	Weakened					83 TRANSPORT				
7 Days - 11/15/23 to 11/22/23	TRANSPORTATION	Period 5 of 10	83	-9%	1%	19%	Strengthened					83 TRANSPORT				
7 Days - 11/08/23 to 11/15/23	TRANSPORTATION	Period 6 of 10	83	-4%	5%	20%	Strengthened					83 TRANSPORT->	83 TRANSPORT->			
7 Days - 11/01/23 to 11/08/23	TRANSPORTATION	Period 7 of 10	83	-25%	0%	17%	Unchanged					83 TRANSPORT				
7 Days - 10/25/23 to 11/01/23	TRANSPORTATION	Period 8 of 10	83	-38%	0%	28%	Unchanged					83 TRANSPORT				
7 Days - 10/18/23 to 10/25/23	TRANSPORTATION	Period 9 of 10	83	-41%	-3%	11%	Weakened					<-TRANSPORT 83	<-TRANSPORT 83			
7 Days - 10/11/23 to 10/18/23	TRANSPORTATION	Period 10 of 10	83	-20%	-2%	17%	Unchanged					83 TRANSPORT				
7 Days - 12/13/23 to 12/20/23	TRANSPORTATION - Air Delivery & Freight Service	Period 1 of 10 (Current)	11	-10%	1%	6%	Weakened					11 AirDelv/Frt				
7 Days - 12/06/23 to 12/13/23	TRANSPORTATION - Air Delivery & Freight Service	Period 2 of 10	11	-5%	1%	6%	Weakened					11 AirDelv/Frt				
7 Days - 11/29/23 to 12/06/23	TRANSPORTATION - Air Delivery & Freight Service	Period 3 of 10	11	-5%	1%	8%	Strengthened					11 AirDelv/Frt				
7 Days - 11/22/23 to 11/29/23	TRANSPORTATION - Air Delivery & Freight Service	Period 4 of 10	11	-5%	-1%	1%	Strengthened					11 AirDelv/Frt->	11 AirDelv/Frt->			
7 Days - 11/15/23 to 11/22/23	TRANSPORTATION - Air Delivery & Freight Service	Period 5 of 10	11	-9%	0%	4%	Unchanged					11 AirDelv/Frt				
7 Days - 11/08/23 to 11/15/23	TRANSPORTATION - Air Delivery & Freight Service	Period 6 of 10	11	0%	4%	12%	Strengthened					11 AirDelv/Frt				
7 Days - 11/01/23 to 11/08/23	TRANSPORTATION - Air Delivery & Freight Service	Period 7 of 10	11	-25%	-1%	5%	Unchanged					11 AirDelv/Frt				
7 Days - 10/25/23 to 11/01/23	TRANSPORTATION - Air Delivery & Freight Service	Period 8 of 10	11	-14%	-1%	12%	Strengthened					11 AirDelv/Frt->	11 AirDelv/Frt->			
7 Days - 10/18/23 to 10/25/23	TRANSPORTATION - Air Delivery & Freight Service	Period 9 of 10	11	-17%	-3%	0%	Weakened					<-AirDelv/Frt 11	<-AirDelv/Frt 11			
7 Days - 10/11/23 to 10/18/23	TRANSPORTATION - Air Delivery & Freight Service	Period 10 of 10	11	-7%	-2%	3%	Unchanged					11 AirDelv/Frt				
7 Days - 12/13/23 to 12/20/23	TRANSPORTATION - Air Services	Period 1 of 10 (Current)	2	-9%	-2%	4%	Weakened							<-Air Services 2	<-Air Services 2	<-Air Services 2
7 Days - 12/06/23 to 12/13/23	TRANSPORTATION - Air Services	Period 2 of 10	2	2%	3%	4%	Unchanged									2 Air Services
7 Days - 11/29/23 to 12/06/23	TRANSPORTATION - Air Services	Period 3 of 10	2	-3%	-3%	-3%	Unchanged									2 Air Services
7 Days - 11/22/23 to 11/29/23	TRANSPORTATION - Air Services	Period 4 of 10	2	12%	15%	18%	Strengthened						2 Air Services->	2 Air Services->	2 Air Services->	2 Air Services->
7 Days - 11/15/23 to 11/22/23	TRANSPORTATION - Air Services	Period 5 of 10	2	5%	8%	10%	Strengthened					2 Air Services->	2 Air Services->			
7 Days - 11/08/23 to 11/15/23	TRANSPORTATION - Air Services	Period 6 of 10	2	2%	4%	5%	Strengthened					2 Air Services->	2 Air Services->			
7 Days - 11/01/23 to 11/08/23	TRANSPORTATION - Air Services	Period 7 of 10	2	1%	3%	4%	Unchanged					2 Air Services				
7 Days - 10/25/23 to 11/01/23	TRANSPORTATION - Air Services	Period 8 of 10	2	-5%	-5%	-3%	Weakened					<-Air Services 2	<-Air Services 2			
7 Days - 10/18/23 to 10/25/23	TRANSPORTATION - Air Services	Period 9 of 10	2	-22%	-12%	-2%	Weakened					<-Air Services 2	<-Air Services 2	<-Air Services 2		
7 Days - 10/11/23 to 10/18/23	TRANSPORTATION - Air Services	Period 10 of 10	2	-10%	1%	11%	Strengthened					2 Air Services->	2 Air Services->			
7 Days - 12/13/23 to 12/20/23	TRANSPORTATION - Major Airlines	Period 1 of 10 (Current)	4	-2%	-1%	0%	Unchanged					4 Major Airlines				
7 Days - 12/06/23 to 12/13/23	TRANSPORTATION - Major Airlines	Period 2 of 10	4	2%	4%	6%	Strengthened					4 Major Airlines				
7 Days - 11/29/23 to 12/06/23	TRANSPORTATION - Major Airlines	Period 3 of 10	4	4%	8%	11%	Strengthened					4 Major Airlines->	4 Major Airlines->			
7 Days - 11/22/23 to 11/29/23	TRANSPORTATION - Major Airlines	Period 4 of 10	4	-1%	1%	3%	Strengthened					4 Major Airlines				
7 Days - 11/15/23 to 11/22/23	TRANSPORTATION - Major Airlines	Period 5 of 10	4	-1%	0%	1%	Strengthened					4 Major Airlines->	4 Major Airlines->			
7 Days - 11/08/23 to 11/15/23	TRANSPORTATION - Major Airlines	Period 6 of 10	4	3%	4%	5%	Strengthened					4 Major Airlines->	4 Major Airlines->			
7 Days - 11/01/23 to 11/08/23	TRANSPORTATION - Major Airlines	Period 7 of 10	4	8%	9%	10%	Unchanged					4 Major Airlines				
7 Days - 10/25/23 to 11/01/23	TRANSPORTATION - Major Airlines	Period 8 of 10	4	-5%	-1%	1%	Unchanged					4 Major Airlines				
7 Days - 10/18/23 to 10/25/23	TRANSPORTATION - Major Airlines	Period 9 of 10	4	-5%	-4%	-3%	Weakened					<-Major Airlines 4	<-Major Airlines 4			
7 Days - 10/11/23 to 10/18/23	TRANSPORTATION - Major Airlines	Period 10 of 10	4	-12%	-9%	-6%	Weakened					<-Major Airlines 4	<-Major Airlines 4			
7 Days - 12/13/23 to 12/20/23	TRANSPORTATION - Railroads	Period 1 of 10 (Current)	8	-5%	1%	4%	Strengthened							8 Railroads->	8 Railroads->	
7 Days - 12/06/23 to 12/13/23	TRANSPORTATION - Railroads	Period 2 of 10	8	-1%	3%	7%	Strengthened						8 Railroads			
7 Days - 11/29/23 to 12/06/23	TRANSPORTATION - Railroads	Period 3 of 10	8	3%	4%	6%	Strengthened						8 Railroads->	8 Railroads->		
7 Days - 11/22/23 to 11/29/23	TRANSPORTATION - Railroads	Period 4 of 10	8	-3%	0%	1%	Weakened						8 Railroads			
7 Days - 11/15/23 to 11/22/23	TRANSPORTATION - Railroads	Period 5 of 10	8	-1%	1%	5%	Strengthened					8 Railroads->	8 Railroads->			
7 Days - 11/08/23 to 11/15/23	TRANSPORTATION - Railroads	Period 6 of 10	8	-3%	4%	7%	Strengthened					8 Railroads->	8 Railroads->			
7 Days - 11/01/23 to 11/08/23	TRANSPORTATION - Railroads	Period 7 of 10	8	1%	4%	12%	Strengthened					8 Railroads->	8 Railroads->			
7 Days - 10/25/23 to 11/01/23	TRANSPORTATION - Railroads	Period 8 of 10	8	0%	2%	5%	Strengthened					8 Railroads->	8 Railroads->			
7 Days - 10/18/23 to 10/25/23	TRANSPORTATION - Railroads	Period 9 of 10	8	-13%	-5%	2%	Weakened					<-Railroads 8	<-Railroads 8			
7 Days - 10/11/23 to 10/18/23	TRANSPORTATION - Railroads	Period 10 of 10	8	-4%	-2%	1%	Weakened					<-Railroads 8	<-Railroads 8			
7 Days - 12/13/23 to 12/20/23	TRANSPORTATION - Regional Airlines	Period 1 of 10 (Current)	9	-5%	2%	10%	Strengthened						9 Reg'l Airlines			
7 Days - 12/06/23 to 12/13/23	TRANSPORTATION - Regional Airlines	Period 2 of 10	9	0%	5%	19%	Strengthened					9 Reg'l Airlines->	9 Reg'l Airlines->			
7 Days - 11/29/23 to 12/06/23	TRANSPORTATION - Regional Airlines	Period 3 of 10	9	-7%	25%											

2C. Stocks 1 Week Strongest and Weakest

What: stocks currently rated Strongest/Weakest (highest/lowest of 9 strength ratings)

Why: most interesting stocks for available capital because

- the Strongest have the least amount of overhead supply to dampen breakouts while
- the Weakest may be prone to volatility, subject to big pops from bottom-fishing and short-covering BUT ALSO to bigger and faster falls.

(Not guaranteed and not a recommendation - weak stocks in weakening sub-industries may be better shorts than high-flyers.)

STOCK DETAIL (EDUCATIONAL PURPOSES ONLY/NOT FINANCIAL ADVICE)								1 week 12/13/23 to 12/20/23								
Sub-Industry	Ticker	Company	ID1	ID2	% Chg	ID3	Status	9Weakest	8VWeak	7Weaker	6Weak	5Avg	4Strong	3Stronger	2VStrong	1Strongest
TRANSPORTATION - Air Delivery & Freight Service	EXPD	Expeditors International of Washington Inc	15-59-41	87%	3%	8%	1Strongest	-	-	-	-	-	-	-	-	EXPD
TRANSPORTATION - Air Delivery & Freight Service	XPO	XPO Logistics Inc.	15-59-41	95%	2%	41%	1Strongest	-	-	-	-	-	-	-	-	XPO
TRANSPORTATION - Air Delivery & Freight Service	ATSG	Air Transport Services	95-59-41	13%	5%	-14%	9Weakest	ATSG	-	-	-	-	-	-	-	-
TRANSPORTATION - Air Delivery & Freight Service	FWRD	Forward Air Corporation	95-59-41	27%	-1%	-28%	9Weakest	FWRD	-	-	-	-	-	-	-	-
TRANSPORTATION - Air Delivery & Freight Service	ZTO	ZTO Express (Cayman) Inc	95-59-41	14%	-2%	-22%	9Weakest	ZTO	-	-	-	-	-	-	-	-
TRANSPORTATION - Air Services	CAAP	Corporacion America Airports S A	15-49-41	96%	4%	29%	1Strongest	-	-	-	-	-	-	-	-	CAAP
TRANSPORTATION - Railroads	GBX	Greenbrier Companies Inc	15-21-41	73%	4%	17%	1Strongest	-	-	-	-	-	-	-	-	GBX
TRANSPORTATION - Railroads	CSX	Csx Corp	15-21-41	84%	3%	9%	1Strongest	-	-	-	-	-	-	-	-	CSX
TRANSPORTATION - Railroads	WAB	Wabtec Corporation	15-21-41	99%	3%	17%	1Strongest	-	-	-	-	-	-	-	-	WAB
TRANSPORTATION - Railroads	UNP	Union Pacific Corp	15-21-41	76%	0%	13%	1Strongest	-	-	-	-	-	-	-	-	UNP
TRANSPORTATION - Regional Airlines	SKYW	Skywest Inc	15-41-41	71%	1%	37%	1Strongest	-	-	-	-	-	-	-	-	SKYW
TRANSPORTATION - Regional Airlines	AZUL	Azul SA	11-41-41	14%	-6%	5%	1Strongest	-	-	-	-	-	-	-	AZUL-->	AZUL-->
TRANSPORTATION - Shipping	ESEA	Euroseas Ltd	11-31-41	79%	14%	32%	1Strongest	-	-	-	-	-	-	ESEA-->	ESEA-->	ESEA-->
TRANSPORTATION - Shipping	LPG	Dorian LPG Ltd	15-31-41	100%	13%	61%	1Strongest	-	-	-	-	-	-	-	-	LPG
TRANSPORTATION - Shipping	TK	Teekay Corp	11-31-41	99%	10%	17%	1Strongest	-	-	-	-	-	-	TK-->	TK-->	TK-->
TRANSPORTATION - Shipping	STNG	Scorpio Tankers Inc	11-31-41	97%	10%	19%	1Strongest	-	-	-	-	-	-	STNG-->	STNG-->	STNG-->
TRANSPORTATION - Shipping	TNK	Teekay Tankers Ltd	11-31-41	97%	10%	23%	1Strongest	-	-	-	-	-	-	TNK-->	TNK-->	TNK-->
TRANSPORTATION - Shipping	MATX	Matson Inc	15-31-41	83%	9%	33%	1Strongest	-	-	-	-	-	-	-	-	MATX
TRANSPORTATION - Shipping	OSG	Overseas Shipholding Group Inc	15-31-41	97%	7%	23%	1Strongest	-	-	-	-	-	-	-	-	OSG
TRANSPORTATION - Shipping	NMM	Navios Maritime Partnrs LP	11-31-41	73%	6%	21%	1Strongest	-	-	-	-	-	-	NMM-->	NMM-->	NMM-->
TRANSPORTATION - Shipping	DAC	Danaos Corp	15-31-41	66%	6%	12%	1Strongest	-	-	-	-	-	-	-	-	DAC
TRANSPORTATION - Shipping	SB	Safe Bulkers Inc	15-31-41	69%	2%	14%	1Strongest	-	-	-	-	-	-	-	-	SB
TRANSPORTATION - Shipping	NVGS	Navigator Holdings	15-31-41	97%	2%	7%	1Strongest	-	-	-	-	-	-	-	-	NVGS
TRANSPORTATION - Shipping	PANL	Pangaea Logistics Solutions Ltd	15-31-41	99%	2%	24%	1Strongest	-	-	-	-	-	-	-	-	PANL
TRANSPORTATION - Shipping	SFL	Ship Finance Intl Ltd	15-31-41	58%	0%	12%	1Strongest	-	-	-	-	-	-	-	-	SFL
TRANSPORTATION - Shipping	DSX	Diana Shipping Inc	95-31-41	32%	2%	-19%	9Weakest	DSX	-	-	-	-	-	-	-	-
TRANSPORTATION - Shipping	CPLP	Capital Product Partners L.P.	95-31-41	62%	0%	-1%	9Weakest	CPLP	-	-	-	-	-	-	-	-
TRANSPORTATION - Trucking	SAIA	Saia Inc	11-51-41	99%	9%	23%	1Strongest	-	-	-	-	-	-	SAIA-->	SAIA-->	SAIA-->
TRANSPORTATION - Trucking	ARCB	ArcBest Corporation	15-51-41	93%	7%	17%	1Strongest	-	-	-	-	-	-	-	-	ARCB
TRANSPORTATION - Trucking	JBHT	JB Hunt Transport Services	11-51-41	86%	1%	8%	1Strongest	-	-	-	-	-	-	-	JBHT-->	JBHT-->

STOCK

MARKET

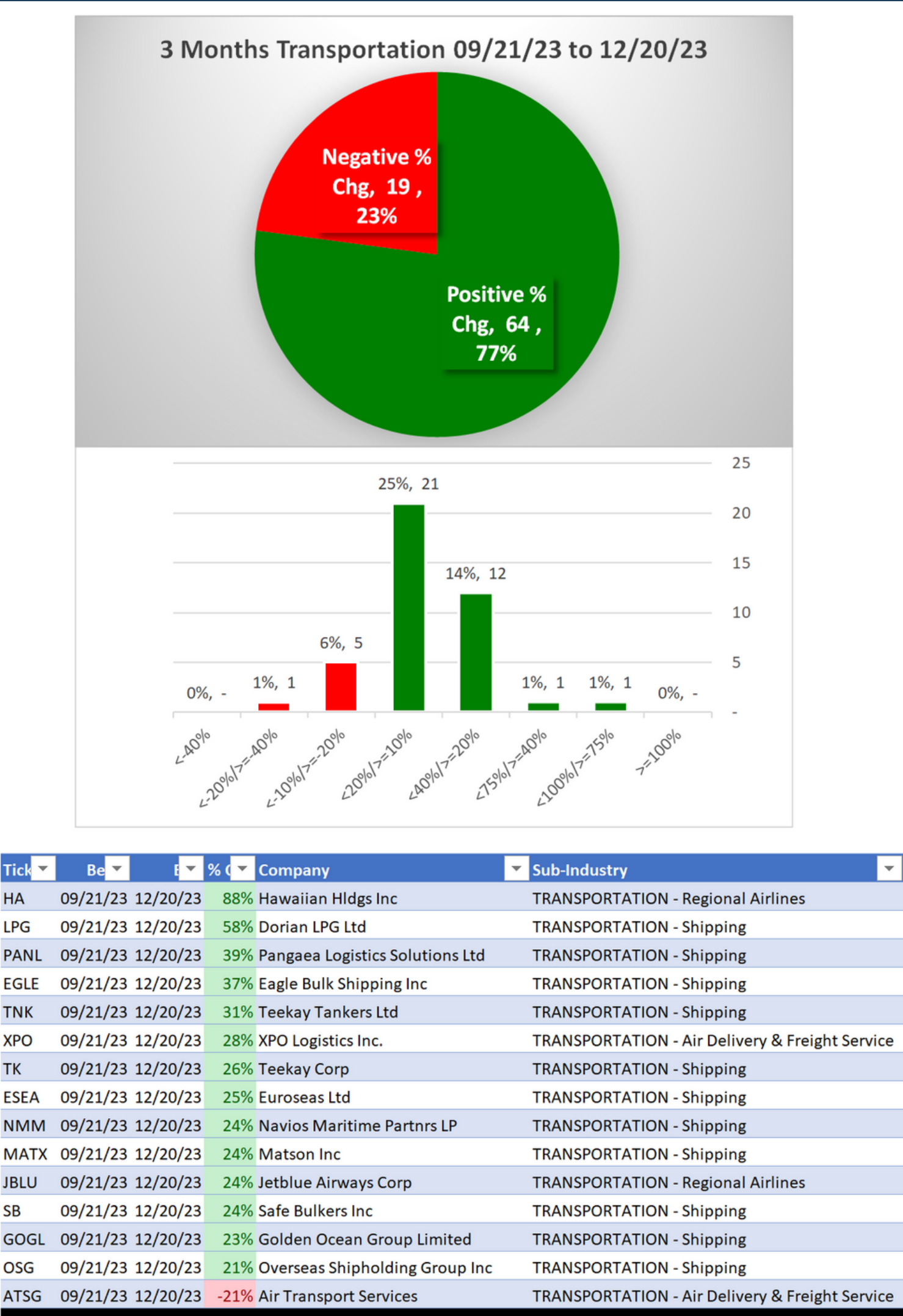
ORGANIZER

Strongest to Weakest stocks ratio is 25:5 (30% and 6% of total) 12/13/23 to 12/20/23.

Green Highlight: Strengthened
Red Highlight: Weakened
No Highlight: Unchanged

3. STRENGTH BY LOOKBACK PERIOD (with Best/Worst stocks)

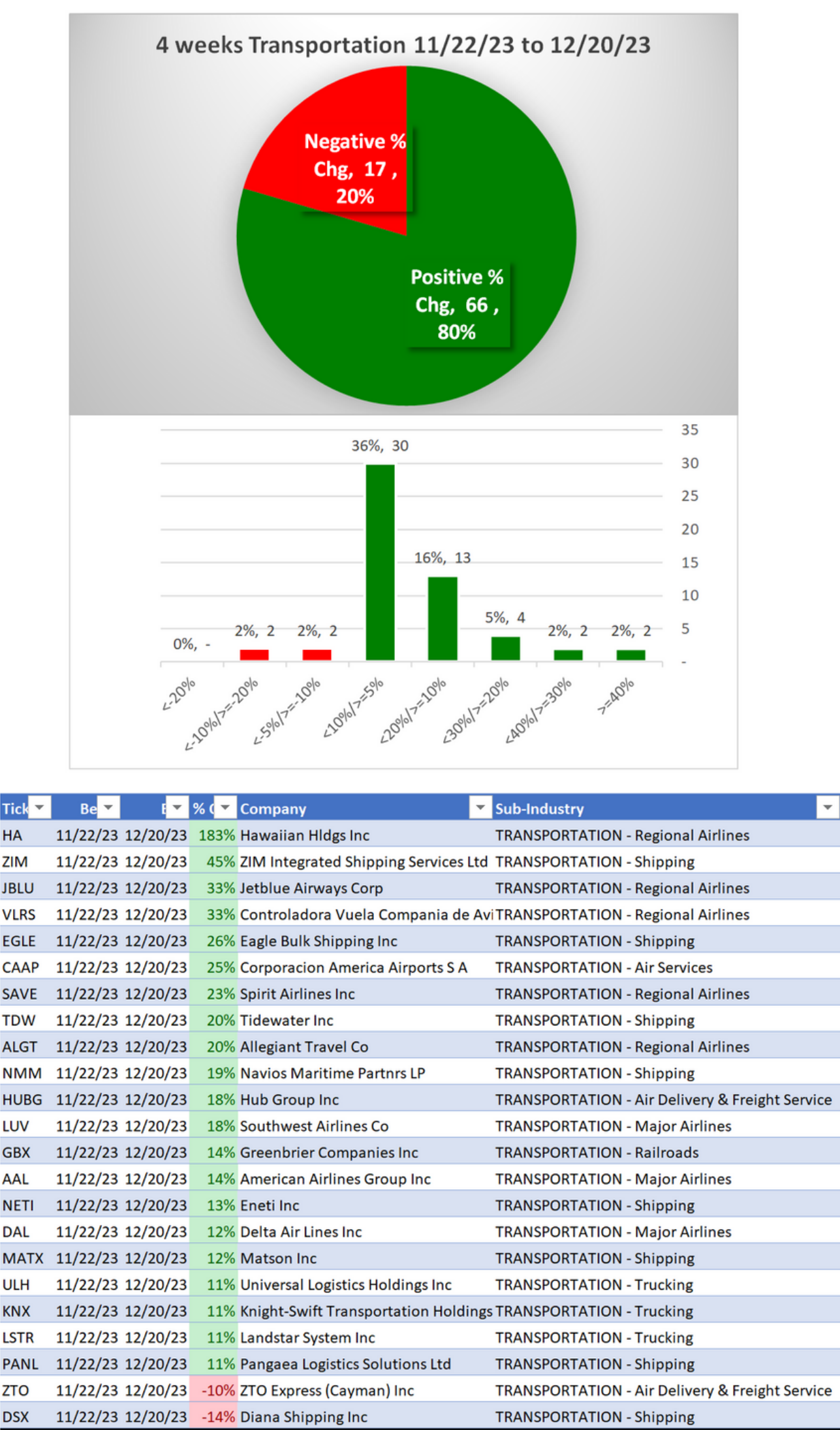
3A. Lookback 3 Months



14 stocks >+20% and 1 stock <-20% (17% and 1% of total) 09/21/23 to 12/20/23.

3. STRENGTH BY LOOKBACK PERIOD (with Best/Worst stocks)

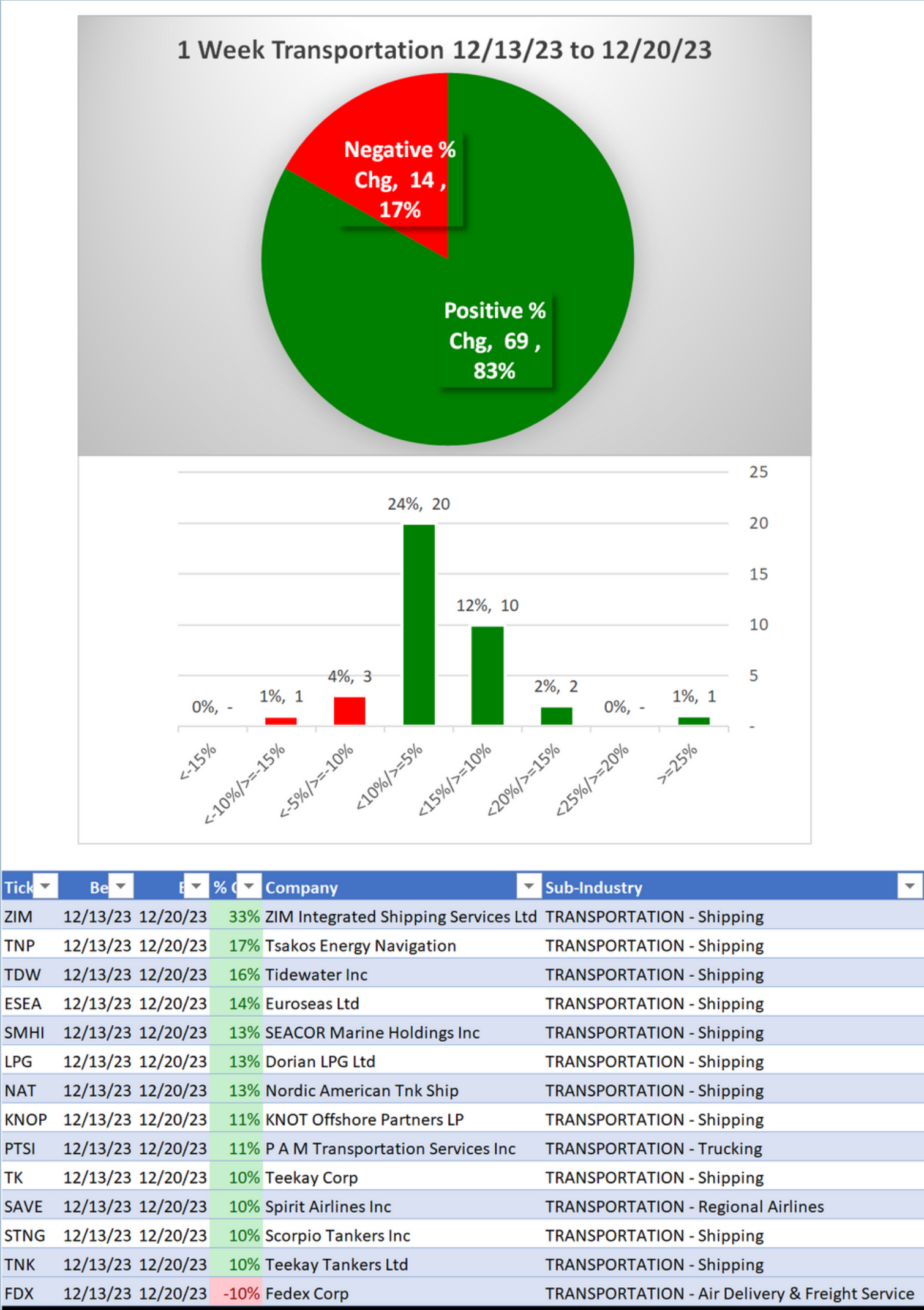
3B. Lookback 4 Weeks



21 stocks >+10% and 2 stocks <-10% (25% and 2% of total) 11/22/23 to 12/20/23.

3. STRENGTH BY LOOKBACK PERIOD (with Best/Worst stocks)

3C. Lookback 1 Week



13 stocks >+10% and 1 stocks <-10% (16% and 1% of total) 12/13/23 to 12/20/23.