

Industry Status: Automotive

1 week 12/13/23 to 12/20/23								
9Weakest	8VWeak	7Weaker	6Weak	5Avg	4Strong	3Stronger	2VStrong	1Strongest
.	.	.	.	62 AUTO
.	.	.	.	17 Major Mfrs
.	.	.	.	26 Auto Parts
.	.	.	.	14 Recreatnl Veh-> 14 Recreatnl Veh->
.	.	.	.	5 Trucks/Other
.
.
.
.
.
.
.
.
.

December 20, 2023

UNCHANGED at AVERAGE strength rating
(5th strongest of 9 levels)
previous move was UP

1 wk 71% positive, Auto Mfrs=Avg strength, 4 wks BLBD/GM +43%/26%, FSR -33%

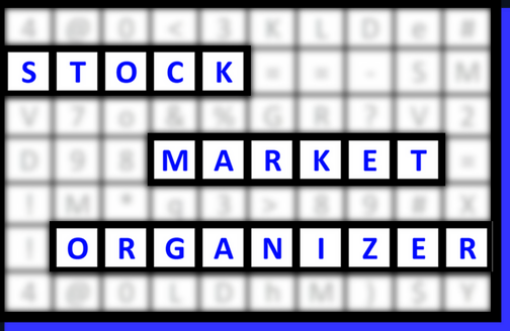


Table of Contents

1	1. INDUSTRY OVERVIEW	
	1A. Performance	
	1B. Background	
2	2. SUB-INDUSTRIES AND STOCK DETAIL	
	2A. Sub-Industries Overview	
	2B. Sub-Industries 10-Week Strengthening Analysis	
	2C. Stocks 1 Week Strongest and Weakest	
5	3. STRENGTH BY LOOKBACK PERIOD (with Best/Worst stocks)	
	3A. Lookback 3 Months	
	3B. Lookback 4 weeks	
	3C. Lookback 1 Week	

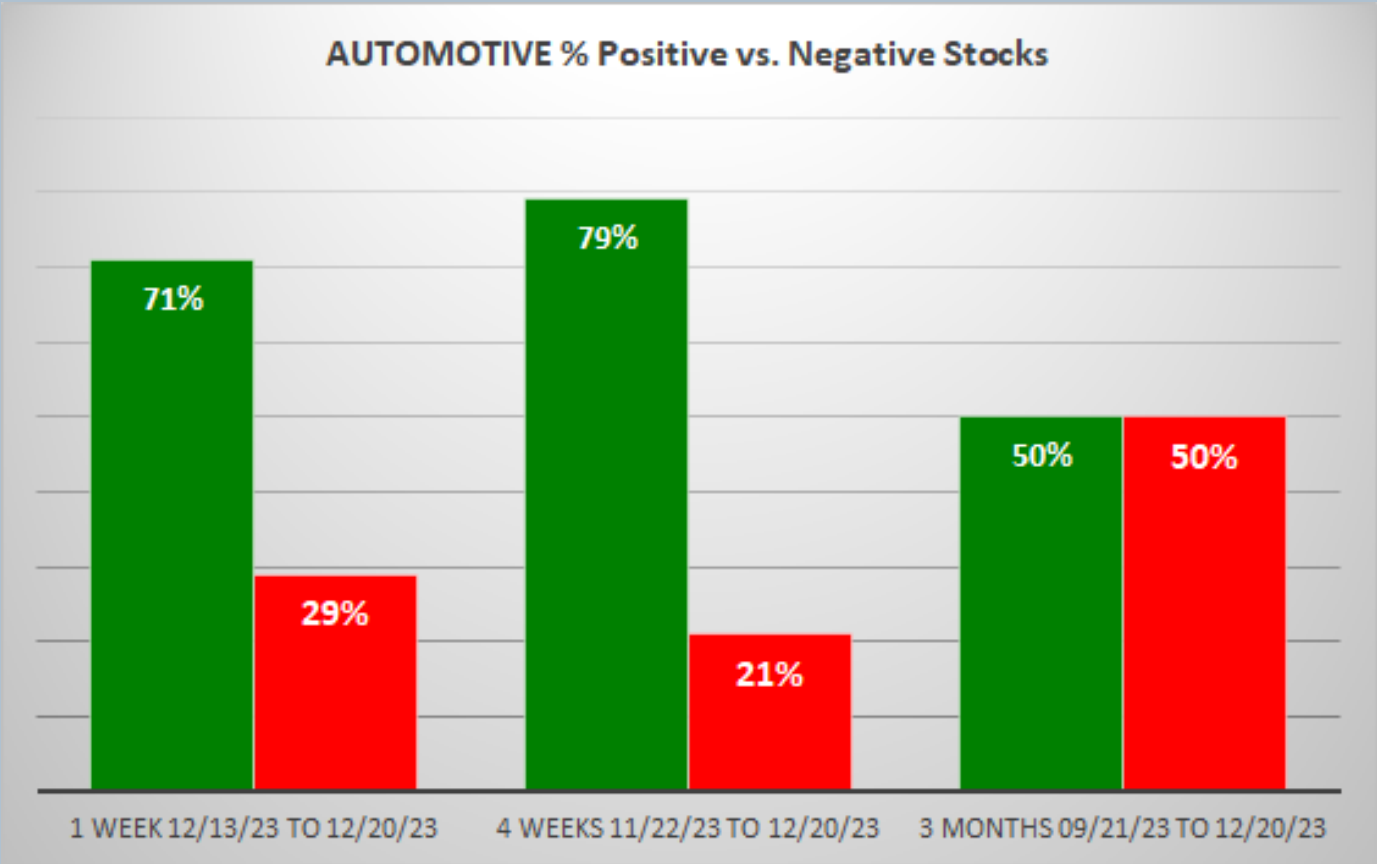
1. INDUSTRY OVERVIEW

1A. Performance

Past 10 Weeks Strengthening/Weakening week-by-week, per the following chart:

9Weakest	8VWeak	7Weaker	6Weak	5Avg	4Strong	3Stronger	2VStrong	1Strongest	Period
.	.	.	.	62 AUTO	7 Days - 12/13/23 to 12/20/23
.	.	.	.	62 AUTO	7 Days - 12/06/23 to 12/13/23
.	.	.	62 AUTO->	62 AUTO->	7 Days - 11/29/23 to 12/06/23
.	.	.	62 AUTO	7 Days - 11/22/23 to 11/29/23
.	.	.	62 AUTO	7 Days - 11/15/23 to 11/22/23
.	.	.	62 AUTO	7 Days - 11/08/23 to 11/15/23
.	.	62 AUTO->	62 AUTO->	7 Days - 11/01/23 to 11/08/23
.	.	62 AUTO	7 Days - 10/25/23 to 11/01/23
.	.	62 AUTO	7 Days - 10/18/23 to 10/25/23
.	.	<-AUTO 62	<-AUTO 62	7 Days - 10/11/23 to 10/18/23

Mixed/WEAKENING 1 Week vs. Mid- and Longer-Term // 1 week positive/negative stocks ratio is LOWER than 4 weeks but HIGHER than 3 Months, per the following chart:



1B. Background

Largest of 4 sub-industries (62 stocks, average 16):

- * Auto Parts (26 stocks)
- * Auto Manufacturers – Major (17 stocks)
- * Recreational Vehicles (14 stocks)

Top 10 by Market Capitalization:

TSLA/Tesla Inc, TM/Toyota Motor Corporation ADS, RACE/Ferrari NV, STLA/Stellantis N.V., HMC/Honda Motor Co. Ltd. ADS, PCAR/Paccar Inc, GM/General Motors Company, F/Ford Motor Co, LI/Li Auto Inc, JCI/Johnson Controls Inc

2. SUB-INDUSTRIES AND STOCKS DETAIL

2A. Sub-Industries Overview

Strengthened: 1/4 sub-industries

Weakened: 0/4 sub-industries

STRONGEST at Strong rating/4th strongest of 9 levels:

- * Recreational Vehicles (14 stocks)
- * Trucks & Other Vehicles (5 stocks)

WEAKEST at Average rating/5th strongest of 9 levels:

- * Auto Manufacturers – Major (17 stocks)
- * Auto Parts (26 stocks)

2B. Sub-Industries 10-Week Strengthening Analysis

What: recent week-by-week strength changes for the industry and its sub-industries
Why: objective measurement of strengthening and weakening enabling comparison within and across industries and sub-industries

INDUSTRY CURRENT PERIOD SUMMARY							1 week 12/13/23 to 12/20/23									
Length - Begin/End	Industry/Sub-Industry	Period	#	Min	Avg	Max	Status	9Weakest	8VWeak	7Weaker	6Weak	5Avg	4Strong	3Stronger	2VStrong	1Strongest
7 Days - 12/13/23 to 12/20/23	AUTOMOTIVE	Period 1 of 10 (Current)	62	-10%	2%	10%	Strengthened					62 AUTO				
7 Days - 12/13/23 to 12/20/23	AUTOMOTIVE - Auto Manufacturers - Major	Period 1 of 10 (Current)	17	-9%	0%	7%	Unchanged					17 Major Mfrs				
7 Days - 12/13/23 to 12/20/23	AUTOMOTIVE - Auto Parts	Period 1 of 10 (Current)	26	-10%	3%	10%	Strengthened					26 Auto Parts				
7 Days - 12/13/23 to 12/20/23	AUTOMOTIVE - Recreational Vehicles	Period 1 of 10 (Current)	14	-5%	4%	10%	Strengthened					14 Recreatnl Veh-> 14 Recreatnl Veh->				
7 Days - 12/13/23 to 12/20/23	AUTOMOTIVE - Trucks & Other Vehicles	Period 1 of 10 (Current)	5	-2%	2%	9%	Unchanged					5 Trucks/Other				
7 Days - 12/13/23 to 12/20/23	.	Period 1 of 10 (Current)
7 Days - 12/13/23 to 12/20/23	.	Period 1 of 10 (Current)
7 Days - 12/13/23 to 12/20/23	.	Period 1 of 10 (Current)
7 Days - 12/13/23 to 12/20/23	.	Period 1 of 10 (Current)
7 Days - 12/13/23 to 12/20/23	.	Period 1 of 10 (Current)
PREVIOUS WEEKS (EDUCATIONAL PURPOSES ONLY/NOT A STOCK OR INVESTMENT RECOMMENDATION)																
Length - Begin/End	Industry/Sub-Industry	Period	#	Min	Avg	Max	Status	9Weakest	8VWeak	7Weaker	6Weak	5Avg	4Strong	3Stronger	2VStrong	1Strongest
7 Days - 12/13/23 to 12/20/23	AUTOMOTIVE	Period 1 of 10 (Current)	62	-10%	2%	10%	Strengthened					62 AUTO				
7 Days - 12/06/23 to 12/13/23	AUTOMOTIVE	Period 2 of 10	62	-11%	2%	24%	Strengthened					62 AUTO				
7 Days - 11/29/23 to 12/06/23	AUTOMOTIVE	Period 3 of 10	62	-21%	1%	12%	Strengthened				62 AUTO->	62 AUTO->				
7 Days - 11/22/23 to 11/29/23	AUTOMOTIVE	Period 4 of 10	62	-16%	0%	12%	Unchanged				62 AUTO					
7 Days - 11/15/23 to 11/22/23	AUTOMOTIVE	Period 5 of 10	62	-35%	-1%	22%	Unchanged				62 AUTO					
7 Days - 11/08/23 to 11/15/23	AUTOMOTIVE	Period 6 of 10	62	-18%	5%	17%	Strengthened				62 AUTO					
7 Days - 11/01/23 to 11/08/23	AUTOMOTIVE	Period 7 of 10	62	-30%	3%	57%	Strengthened			62 AUTO->	62 AUTO->					
7 Days - 10/25/23 to 11/01/23	AUTOMOTIVE	Period 8 of 10	62	-26%	-2%	12%	Unchanged				62 AUTO					
7 Days - 10/18/23 to 10/25/23	AUTOMOTIVE	Period 9 of 10	62	-15%	-5%	4%	Weakened				62 AUTO					
7 Days - 10/11/23 to 10/18/23	AUTOMOTIVE	Period 10 of 10	62	-19%	-5%	2%	Weakened			<-AUTO 62	<-AUTO 62					
7 Days - 12/13/23 to 12/20/23	AUTOMOTIVE - Auto Manufacturers - Major	Period 1 of 10 (Current)	17	-9%	0%	7%	Unchanged					17 Major Mfrs				
7 Days - 12/06/23 to 12/13/23	AUTOMOTIVE - Auto Manufacturers - Major	Period 2 of 10	17	-11%	0%	24%	Weakened					17 Major Mfrs				
7 Days - 11/29/23 to 12/06/23	AUTOMOTIVE - Auto Manufacturers - Major	Period 3 of 10	17	-21%	-1%	12%	Strengthened				17 Major Mfrs->	17 Major Mfrs->				
7 Days - 11/22/23 to 11/29/23	AUTOMOTIVE - Auto Manufacturers - Major	Period 4 of 10	17	-16%	1%	12%	Strengthened				17 Major Mfrs					
7 Days - 11/15/23 to 11/22/23	AUTOMOTIVE - Auto Manufacturers - Major	Period 5 of 10	17	-35%	-3%	22%	Weakened				17 Major Mfrs					
7 Days - 11/08/23 to 11/15/23	AUTOMOTIVE - Auto Manufacturers - Major	Period 6 of 10	17	-18%	3%	17%	Unchanged				17 Major Mfrs					
7 Days - 11/01/23 to 11/08/23	AUTOMOTIVE - Auto Manufacturers - Major	Period 7 of 10	17	-12%	2%	12%	Strengthened				17 Major Mfrs					
7 Days - 10/25/23 to 11/01/23	AUTOMOTIVE - Auto Manufacturers - Major	Period 8 of 10	17	-14%	-1%	10%	Strengthened				17 Major Mfrs					
7 Days - 10/18/23 to 10/25/23	AUTOMOTIVE - Auto Manufacturers - Major	Period 9 of 10	17	-15%	-5%	4%	Weakened				17 Major Mfrs					
7 Days - 10/11/23 to 10/18/23	AUTOMOTIVE - Auto Manufacturers - Major	Period 10 of 10	17	-19%	-8%	-1%	Weakened				<-Major Mfrs 17	<-Major Mfrs 17				
7 Days - 12/13/23 to 12/20/23	AUTOMOTIVE - Auto Parts	Period 1 of 10 (Current)	26	-10%	3%	10%	Strengthened					26 Auto Parts				
7 Days - 12/06/23 to 12/13/23	AUTOMOTIVE - Auto Parts	Period 2 of 10	26	-8%	2%	7%	Strengthened					26 Auto Parts				
7 Days - 11/29/23 to 12/06/23	AUTOMOTIVE - Auto Parts	Period 3 of 10	26	-9%	2%	11%	Strengthened				26 Auto Parts->	26 Auto Parts->				
7 Days - 11/22/23 to 11/29/23	AUTOMOTIVE - Auto Parts	Period 4 of 10	26	-3%	0%	12%	Unchanged				26 Auto Parts					
7 Days - 11/15/23 to 11/22/23	AUTOMOTIVE - Auto Parts	Period 5 of 10	26	-10%	1%	14%	Strengthened				26 Auto Parts					
7 Days - 11/08/23 to 11/15/23	AUTOMOTIVE - Auto Parts	Period 6 of 10	26	-6%	5%	16%	Strengthened			26 Auto Parts->	26 Auto Parts->					
7 Days - 11/01/23 to 11/08/23	AUTOMOTIVE - Auto Parts	Period 7 of 10	26	-14%	5%	57%	Strengthened				26 Auto Parts					
7 Days - 10/25/23 to 11/01/23	AUTOMOTIVE - Auto Parts	Period 8 of 10	26	-26%	-3%	12%	Unchanged				26 Auto Parts					
7 Days - 10/18/23 to 10/25/23	AUTOMOTIVE - Auto Parts	Period 9 of 10	26	-10%	-3%	4%	Weakened				26 Auto Parts					
7 Days - 10/11/23 to 10/18/23	AUTOMOTIVE - Auto Parts	Period 10 of 10	26	-19%	-5%	2%	Weakened			<-Auto Parts 26	<-Auto Parts 26					
7 Days - 12/13/23 to 12/20/23	AUTOMOTIVE - Recreational Vehicles	Period 1 of 10 (Current)	14	-5%	4%	10%	Strengthened					14 Recreatnl Veh-> 14 Recreatnl Veh->				
7 Days - 12/06/23 to 12/13/23	AUTOMOTIVE - Recreational Vehicles	Period 2 of 10	14	-1%	5%	16%	Strengthened					14 Recreatnl Veh-> 14 Recreatnl Veh->				
7 Days - 11/29/23 to 12/06/23	AUTOMOTIVE - Recreational Vehicles	Period 3 of 10	14	-13%	2%	7%	Strengthened					14 Recreatnl Veh				
7 Days - 11/22/23 to 11/29/23	AUTOMOTIVE - Recreational Vehicles	Period 4 of 10	14	-4%	-1%	4%	Unchanged					14 Recreatnl Veh				
7 Days - 11/15/23 to 11/22/23	AUTOMOTIVE - Recreational Vehicles	Period 5 of 10	14	-6%	-2%	1%	Weakened					14 Recreatnl Veh				
7 Days - 11/08/23 to 11/15/23	AUTOMOTIVE - Recreational Vehicles	Period 6 of 10	14	2%	8%	13%	Strengthened				14 Recreatnl Veh-> 14 Recreatnl Veh->					
7 Days - 11/01/23 to 11/08/23	AUTOMOTIVE - Recreational Vehicles	Period 7 of 10	14	-30%	0%	10%	Strengthened					14 Recreatnl Veh				
7 Days - 10/25/23 to 11/01/23	AUTOMOTIVE - Recreational Vehicles	Period 8 of 10	14	-16%	-2%	4%	Weakened					14 Recreatnl Veh				
7 Days - 10/18/23 to 10/25/23	AUTOMOTIVE - Recreational Vehicles	Period 9 of 10	14	-15%	-6%	1%	Weakened					14 Recreatnl Veh				
7 Days - 10/11/23 to 10/18/23	AUTOMOTIVE - Recreational Vehicles	Period 10 of 10	14	-11%	-3%	2%	Weakened			<-Recreatnl Veh 14 <-Recreatnl Veh 14						
7 Days - 12/13/23 to 12/20/23	AUTOMOTIVE - Trucks & Other Vehicles	Period 1 of 10 (Current)	5	-2%	2%	9%	Unchanged					5 Trucks/Other				
7 Days - 12/06/23 to 12/13/23	AUTOMOTIVE - Trucks & Other Vehicles	Period 2 of 10	5	4%	6%	8%	Unchanged					5 Trucks/Other				
7 Days - 11/29/23 to 12/06/23	AUTOMOTIVE - Trucks & Other Vehicles	Period 3 of 10	5	2%	4%	11%	Strengthened					5 Trucks/Other-> 5 Trucks/Other->				
7 Days - 11/22/23 to 11/29/23	AUTOMOTIVE - Trucks & Other Vehicles	Period 4 of 10	5	-1%	0%	2%	Unchanged					5 Trucks/Other				
7 Days - 11/15/23 to 11/22/23	AUTOMOTIVE - Trucks & Other Vehicles	Period 5 of 10	5	-4%	-1%	1%	Strengthened					5 Trucks/Other				
7 Days - 11/08/23 to 11/15/23	AUTOMOTIVE - Trucks & Other Vehicles	Period 6 of 10	5	4%	6%	7%	Strengthened				5 Trucks/Other-> 5 Trucks/Other->	5 Trucks/Other->				
7 Days - 11/01/23 to 11/08/23	AUTOMOTIVE - Trucks & Other Vehicles	Period 7 of 10	5	-3%	1%	5%	Strengthened				5 Trucks/Other-> 5 Trucks/Other->					
7 Days - 10/25/23 to 11/01/23	AUTOMOTIVE - Trucks & Other Vehicles	Period 8 of 10	5	-3%	1%	5%	Strengthened				5 Trucks/Other					
7 Days - 10/18/23 to 10/25/23	AUTOMOTIVE - Trucks & Other Vehicles	Period 9 of 10	5	-15%	-5%	1%	Weakened			<-Trucks/Other 5 <-Trucks/Other 5						
7 Days - 10/11/23 to 10/18/23	AUTOMOTIVE - Trucks & Other Vehicles	Period 10 of 10	5	-8%	-5%	-3%	Weakened				<-Trucks/Other 5 <-Trucks/Other 5					

Green Highlight: Strengthened
Red Highlight: Weakened
No Highlight: Unchanged

2C. Stocks 1 Week Strongest and Weakest

What: stocks currently rated Strongest/Weakest (highest/lowest of 9 strength ratings)

Why: most interesting stocks for available capital because

- the Strongest have the least amount of overhead supply to dampen breakouts while
- the Weakest may be prone to volatility, subject to big pops from bottom-fishing and short-covering BUT ALSO to bigger and faster falls.

(Not guaranteed and not a recommendation - weak stocks in weakening sub-industries may be better shorts than high-flyers.)

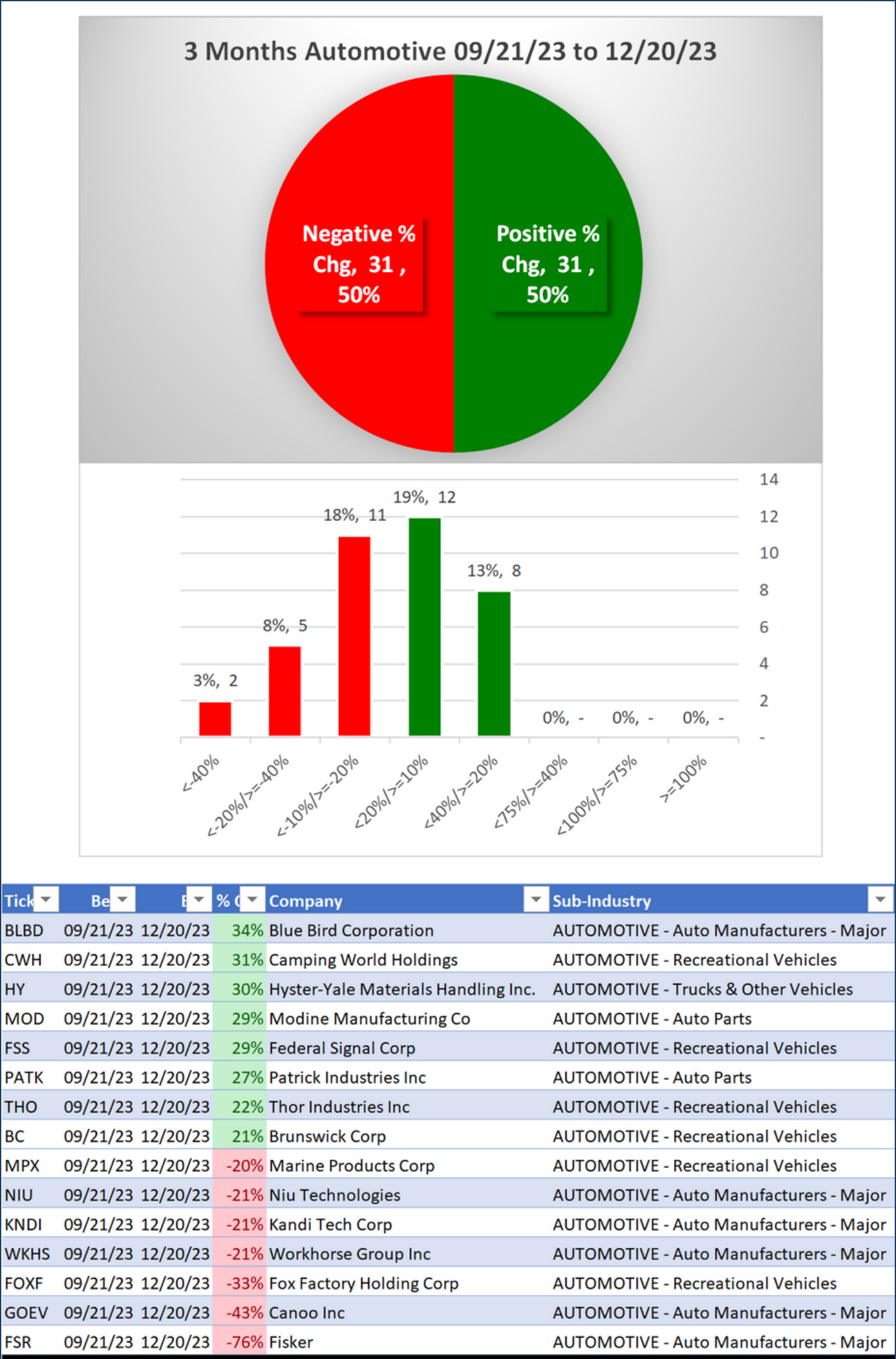
STOCK DETAIL (EDUCATIONAL PURPOSES ONLY/NOT FINANCIAL ADVICE)								1 week 12/13/23 to 12/20/23								
Sub-Industry	Ticker	Company	ID1	ID2	% Chg	ID3	Status	9Weakest	8VWeak	7Weaker	6Weak	5Avg	4Strong	3Stronger	2VStrong	1Strongest
AUTOMOTIVE - Auto Manufacturers - Major	STLA	Stellantis N.V.	15-55-51	96%	0%	24%	1Strongest	STLA
AUTOMOTIVE - Auto Manufacturers - Major	RACE	Ferrari NV	15-55-51	86%	-8%	10%	1Strongest	RACE
AUTOMOTIVE - Auto Manufacturers - Major	GOEV	Canoo Inc	95-55-51	1%	4%	-50%	9Weakest	GOEV
AUTOMOTIVE - Auto Manufacturers - Major	NIU	Niu Technologies	95-55-51	0%	3%	-35%	9Weakest	NIU
AUTOMOTIVE - Auto Manufacturers - Major	FSR	Fisker	95-55-51	0%	-4%	-73%	9Weakest	FSR
AUTOMOTIVE - Auto Manufacturers - Major	LCID	Lucid Group Inc	99-55-51	7%	-5%	-32%	9Weakest	<---LCID	<---LCID	<---LCID
AUTOMOTIVE - Auto Manufacturers - Major	WKHS	Workhorse Group Inc	99-55-51	0%	-5%	-54%	9Weakest	<---WKHS	<---WKHS	<---WKHS
AUTOMOTIVE - Auto Parts	PATK	Patrick Industries Inc	15-51-51	99%	10%	28%	1Strongest	PATK
AUTOMOTIVE - Auto Parts	MOD	Modine Manufacturing Co	15-51-51	98%	5%	55%	1Strongest	MOD
AUTOMOTIVE - Auto Parts	ALV	Autoliv Inc	15-51-51	96%	3%	13%	1Strongest	ALV
AUTOMOTIVE - Auto Parts	MLR	Miller Industries Inc	15-51-51	80%	3%	14%	1Strongest	MLR
AUTOMOTIVE - Auto Parts	GNTX	Gentex Corp	11-51-51	68%	3%	7%	1Strongest	GNTX---	GNTX---	GNTX---
AUTOMOTIVE - Auto Parts	CPS	Cooper-Standard Holdings	15-51-51	24%	-3%	16%	1Strongest	CPS
AUTOMOTIVE - Auto Parts	BWA	Borg Warner Inc	95-51-51	57%	4%	-13%	9Weakest	BWA
AUTOMOTIVE - Auto Parts	CAAS	China Automotive Systems Inc	95-51-51	20%	-4%	-26%	9Weakest	CAAS
AUTOMOTIVE - Recreational Vehicles	THO	Thor Industries Inc	15-41-51	70%	6%	24%	1Strongest	THO
AUTOMOTIVE - Recreational Vehicles	WGO	Winnebago Industries Inc	15-41-51	75%	1%	14%	1Strongest	WGO
AUTOMOTIVE - Recreational Vehicles	FSS	Federal Signal Corp	15-41-51	97%	1%	27%	1Strongest	FSS
AUTOMOTIVE - Recreational Vehicles	REVG	REV Group	15-41-51	80%	-5%	32%	1Strongest	REVG
AUTOMOTIVE - Recreational Vehicles	DOOO	BRP Inc	95-41-51	60%	10%	-13%	9Weakest	DOOO
AUTOMOTIVE - Recreational Vehicles	FOXF	Fox Factory Holding Corp	95-41-51	20%	4%	-32%	9Weakest	FOXF
AUTOMOTIVE - Trucks & Other Vehicles	OSK	Oshkosh Corp	15-45-51	65%	2%	18%	1Strongest	OSK
AUTOMOTIVE - Trucks & Other Vehicles	PCAR	Paccar Inc	15-45-51	97%	-2%	18%	1Strongest	PCAR

Strongest to Weakest stocks ratio is 14:9 (23% and 15% of total) 12/13/23 to 12/20/23.

Green Highlight: Strengthened
Red Highlight: Weakened
No Highlight: Unchanged

3. STRENGTH BY LOOKBACK PERIOD (with Best/Worst stocks)

3A. Lookback 3 Months



8 stocks >+20% and 7 stocks <-20% (13% and 11% of total) 09/21/23 to 12/20/23.

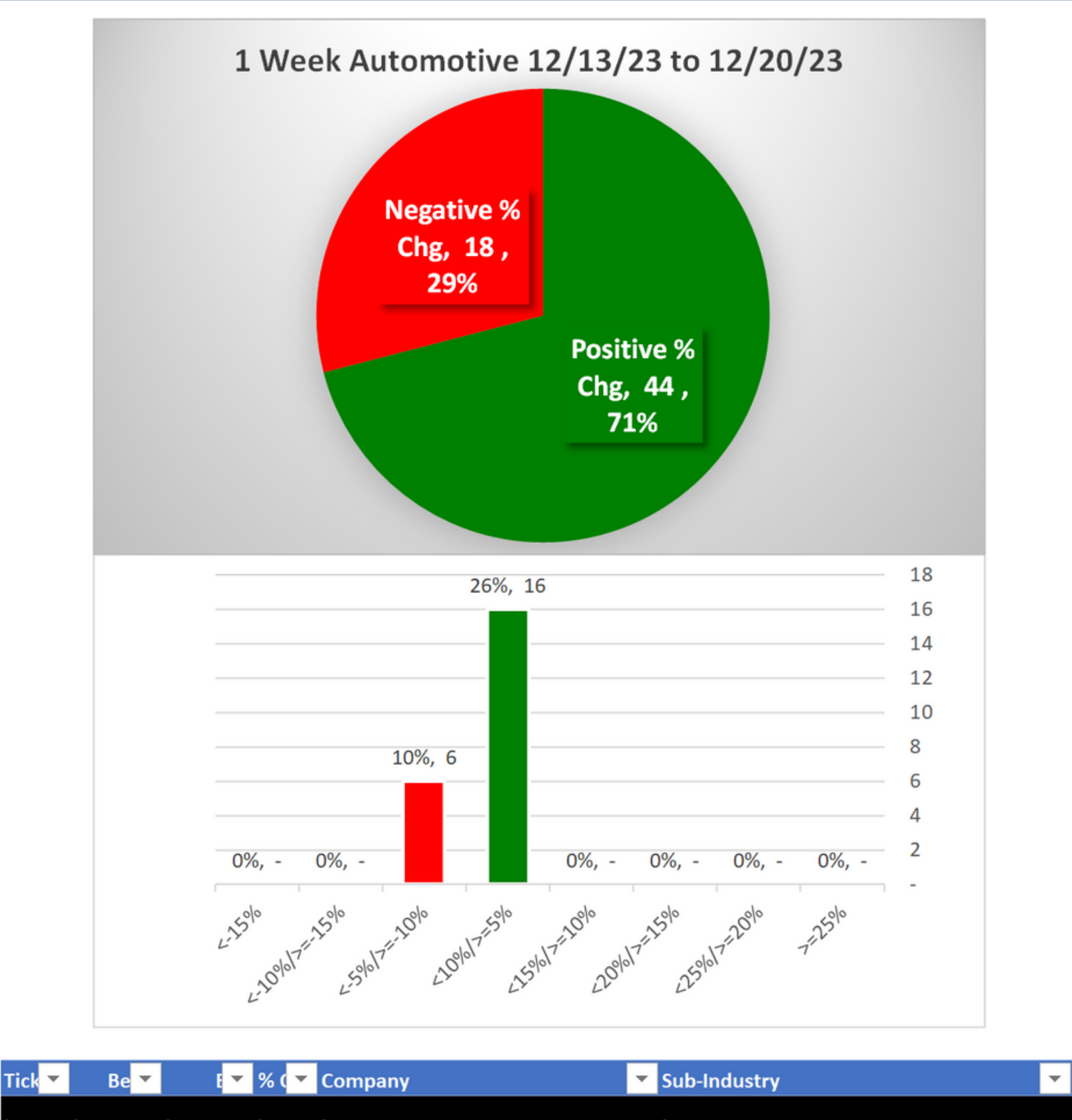
3. STRENGTH BY LOOKBACK PERIOD (with Best/Worst stocks)

3B. Lookback 4 Weeks



24 stocks >+10% and 8 stocks <-10% (39% and 13% of total) 11/22/23 to 12/20/23.

3. STRENGTH BY LOOKBACK PERIOD (with Best/Worst stocks)
3C. Lookback 1 Week



0 stocks >+10% and 0 stocks <-10% (0% and 0% of total) 12/13/23 to 12/20/23.