

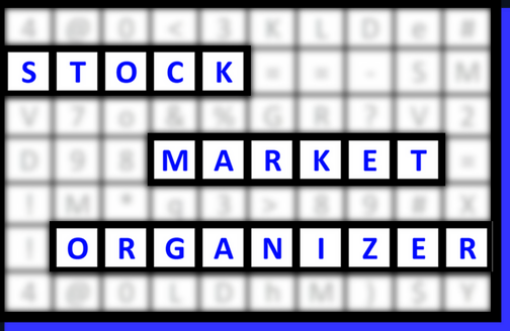
# Industry Status: Energy

1 week 11/07/23 to 11/14/23								
9Weakest	8VWeak	7Weaker	6Weak	5Avg	4Strong	3Stronger	2VStrong	1Strongest
.	.	.	.	148 ENERGY	.	.	.	.
.	.	.	50 Independt	.	.	.	.	.
.	.	.	14 Mj Integrtd->	14 Mj Integrtd->	.	.	.	.
.	.	4 Drill/Explr	.	.	.	.	.	.
.	.	.	33 Equip/Serv	.	.	.	.	.
.	.	.	.	.	28 Pipelines->	28 Pipelines->	.	.
.	.	.	.	19 Refin/Mktg	.	.	.	.
.	.	.	.	.	.	.	.	.
.	.	.	.	.	.	.	.	.
.	.	.	.	.	.	.	.	.

November 14, 2023

UNCHANGED at AVERAGE strength rating  
(5th strongest of 9 levels)  
previous move was DOWN

78% positive stocks 1 week, NFE +29%, VVV +16%



# Table of Contents

1	1. INDUSTRY OVERVIEW	
	1A. Performance	
	1B. Background	
2	2. SUB-INDUSTRIES AND STOCK DETAIL	
	2A. Sub-Industries Overview	
	2B. Sub-Industries 10-Week Strengthening Analysis	
	2C. Stocks 1 Week Strongest and Weakest	
5	3. STRENGTH BY LOOKBACK PERIOD (with Best/Worst stocks)	
	3A. Lookback 3 Months	
	3B. Lookback 4 weeks	
	3C. Lookback 1 Week	

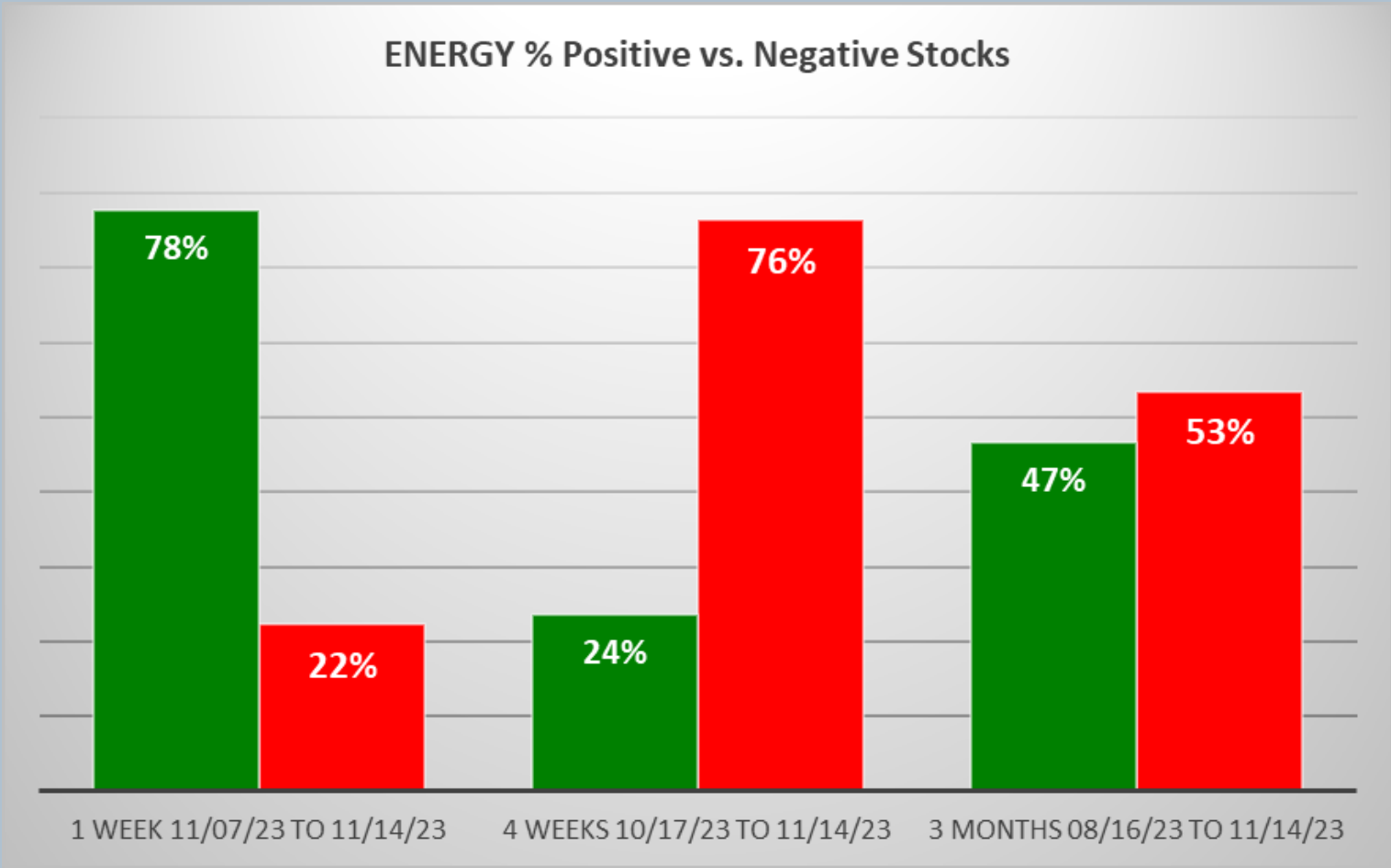
1. INDUSTRY OVERVIEW

1A. Performance

Past 10 Weeks Strengthening/Weakening week-by-week, per the following chart:

9Weakest	8VWeak	7Weaker	6Weak	5Avg	4Strong	3Stronger	2VStrong	1Strongest	Period
.	.	.	.	148 ENERGY	.	.	.	.	7 Days - 11/07/23 to 11/14/23
.	.	.	.	148 ENERGY	.	.	.	.	7 Days - 10/31/23 to 11/07/23
.	.	.	.	<-ENERGY 150	<-ENERGY 150	.	.	.	7 Days - 10/24/23 to 10/31/23
.	.	.	.	.	150 ENERGY	.	.	.	7 Days - 10/17/23 to 10/24/23
.	.	.	.	.	150 ENERGY	.	.	.	7 Days - 10/10/23 to 10/17/23
.	.	.	.	150 ENERGY->	150 ENERGY->	.	.	.	7 Days - 10/03/23 to 10/10/23
.	.	.	.	<-ENERGY 150	<-ENERGY 150	.	.	.	7 Days - 09/26/23 to 10/03/23
.	.	.	.	.	150 ENERGY	.	.	.	7 Days - 09/19/23 to 09/26/23
.	.	.	.	.	151 ENERGY	.	.	.	7 Days - 09/12/23 to 09/19/23
.	.	.	.	.	151 ENERGY	.	.	.	7 Days - 09/05/23 to 09/12/23

STRENGTHENING 1 Week vs. Mid- and Longer-Term // 1 week positive/negative stocks ratio is HIGHER than both 4 weeks and 3 Months, per the following chart:



## 1B. Background

Largest of 6 sub-industries (148 stocks, average 25):

- \* Independent Oil & Gas (50 stocks)
- \* Oil & Gas Equipment & Services (33 stocks)
- \* Oil & Gas Pipelines (28 stocks)
- \* Oil & Gas Refining & Marketing (19 stocks)
- \* Major Integrated Oil & Gas (14 stocks)

Top 10 by Market Capitalization:

XOM/Exxon Mobil Corporation, CVX/Chevron Corp, TTE/TotalEnergies SE, COP/ConocoPhillips, BP/BP P.L.C., PBR/Petroleo Brasileiro S.A. Petrobras ADS, EQNR/Equinor ASA, SLB/Schlumberger Ltd, EOG/Eog Resources Inc, CNQ/Canadian Natural Res Ltd

## 2. SUB-INDUSTRIES AND STOCKS DETAIL

### 2A. Sub-Industries Overview

Strengthened: 2/6 sub-industries

Weakened: 0/6 sub-industries

STRONGEST at Stronger rating/3rd strongest of 9 levels:

- \* Oil & Gas Pipelines (28 stocks)

WEAKEST at Weaker rating/7th strongest of 9 levels:

- \* Oil & Gas Drilling & Exploration (4 stocks)



2B. Sub-Industries 10-Week Strengthening Analysis

What: recent week-by-week strength changes for the industry and its sub-industries  
Why: objective measurement of strengthening and weakening enabling comparison within and across industries and sub-industries

INDUSTRY CURRENT PERIOD SUMMARY										1 week 11/07/23 to 11/14/23						
Length - Begin/End	Industry/Sub-Industry	Period	#	Min	Avg	Max	Status	9Weakest	8VWeak	7Weaker	6Weak	5Avg	4Strong	3Stronger	2VStrong	1Strongest
7 Days - 11/07/23 to 11/14/23	ENERGY	Period 1 of 10 (Current)	148	-16%	2%	29%	Strengthened					148 ENERGY				
7 Days - 11/07/23 to 11/14/23	ENERGY - Independent Oil & Gas	Period 1 of 10 (Current)	50	-12%	0%	7%	Unchanged				50 Independt					
7 Days - 11/07/23 to 11/14/23	ENERGY - Major Integrated Oil & Gas	Period 1 of 10 (Current)	14	-2%	2%	5%	Strengthened				14 Mj Integrtd->	14 Mj integrtd->				
7 Days - 11/07/23 to 11/14/23	ENERGY - Oil & Gas Drilling & Exploration	Period 1 of 10 (Current)	4	1%	3%	9%	Unchanged			4 Drill/Explr						
7 Days - 11/07/23 to 11/14/23	ENERGY - Oil & Gas Equipment & Services	Period 1 of 10 (Current)	33	-16%	3%	7%	Strengthened				33 Equip/Serv					
7 Days - 11/07/23 to 11/14/23	ENERGY - Oil & Gas Pipelines	Period 1 of 10 (Current)	28	-1%	2%	29%	Strengthened						28 Pipelines->	28 Pipelines->		
7 Days - 11/07/23 to 11/14/23	ENERGY - Oil & Gas Refining & Marketing	Period 1 of 10 (Current)	19	-3%	3%	16%	Strengthened					19 Refin/Mktg				
7 Days - 11/07/23 to 11/14/23		Period 1 of 10 (Current)														
7 Days - 11/07/23 to 11/14/23		Period 1 of 10 (Current)														
7 Days - 11/07/23 to 11/14/23		Period 1 of 10 (Current)														
PREVIOUS WEEKS (EDUCATIONAL PURPOSES ONLY/NOT A STOCK OR INVESTMENT RECOMMENDATION)																
Length - Begin/End	Industry/Sub-Industry	Period	#	Min	Avg	Max	Status	9Weakest	8VWeak	7Weaker	6Weak	5Avg	4Strong	3Stronger	2VStrong	1Strongest
7 Days - 11/07/23 to 11/14/23	ENERGY	Period 1 of 10 (Current)	148	-16%	2%	29%	Strengthened					148 ENERGY				
7 Days - 10/31/23 to 11/07/23	ENERGY	Period 2 of 10	148	-54%	3%	8%	Weakened					148 ENERGY				
7 Days - 10/24/23 to 10/31/23	ENERGY	Period 3 of 10	150	-21%	2%	7%	Weakened					<-ENERGY 150	<-ENERGY 150			
7 Days - 10/17/23 to 10/24/23	ENERGY	Period 4 of 10	150	-18%	3%	5%	Weakened							150 ENERGY		
7 Days - 10/10/23 to 10/17/23	ENERGY	Period 5 of 10	150	-12%	3%	14%	Strengthened							150 ENERGY		
7 Days - 10/03/23 to 10/10/23	ENERGY	Period 6 of 10	150	-19%	2%	21%	Strengthened					150 ENERGY->	150 ENERGY->			
7 Days - 09/26/23 to 10/03/23	ENERGY	Period 7 of 10	150	-16%	2%	30%	Weakened					<-ENERGY 150	<-ENERGY 150			
7 Days - 09/19/23 to 09/26/23	ENERGY	Period 8 of 10	150	-10%	-1%	18%	Weakened							150 ENERGY		
7 Days - 09/12/23 to 09/19/23	ENERGY	Period 9 of 10	151	-23%	-1%	18%	Unchanged							151 ENERGY		
7 Days - 09/05/23 to 09/12/23	ENERGY	Period 10 of 10	151	-9%	0%	11%	Unchanged							151 ENERGY		
7 Days - 11/07/23 to 11/14/23	ENERGY - Independent Oil & Gas	Period 1 of 10 (Current)	50	-12%	0%	7%	Unchanged				50 Independt					
7 Days - 10/31/23 to 11/07/23	ENERGY - Independent Oil & Gas	Period 2 of 10	50	-18%	3%	6%	Weakened				<-Independt 50	<-Independt 50				
7 Days - 10/24/23 to 10/31/23	ENERGY - Independent Oil & Gas	Period 3 of 10	51	-21%	-1%	6%	Weakened					<-Independt 51	<-Independt 51			
7 Days - 10/17/23 to 10/24/23	ENERGY - Independent Oil & Gas	Period 4 of 10	51	-8%	3%	4%	Weakened							51 Independt		
7 Days - 10/10/23 to 10/17/23	ENERGY - Independent Oil & Gas	Period 5 of 10	51	-12%	5%	12%	Strengthened							51 Independt		
7 Days - 10/03/23 to 10/10/23	ENERGY - Independent Oil & Gas	Period 6 of 10	51	-19%	3%	16%	Strengthened					51 Independt->	51 Independt->			
7 Days - 09/26/23 to 10/03/23	ENERGY - Independent Oil & Gas	Period 7 of 10	51	-10%	-1%	7%	Weakened					<-Independt 51	<-Independt 51			
7 Days - 09/19/23 to 09/26/23	ENERGY - Independent Oil & Gas	Period 8 of 10	51	-7%	-1%	8%	Strengthened							51 Independt		
7 Days - 09/12/23 to 09/19/23	ENERGY - Independent Oil & Gas	Period 9 of 10	51	-23%	3%	18%	Weakened							51 Independt		
7 Days - 09/05/23 to 09/12/23	ENERGY - Independent Oil & Gas	Period 10 of 10	51	-4%	0%	11%	Strengthened							51 Independt		
7 Days - 11/07/23 to 11/14/23	ENERGY - Major Integrated Oil & Gas	Period 1 of 10 (Current)	14	-12%	2%	5%	Strengthened				14 Mj Integrtd->	14 Mj integrtd->				
7 Days - 10/31/23 to 11/07/23	ENERGY - Major Integrated Oil & Gas	Period 2 of 10	14	-6%	2%	3%	Weakened				<-Mj Integrtd 14	<-Mj Integrtd 14				
7 Days - 10/24/23 to 10/31/23	ENERGY - Major Integrated Oil & Gas	Period 3 of 10	14	-12%	3%	2%	Weakened					<-Mj Integrtd 14	<-Mj Integrtd 14			
7 Days - 10/17/23 to 10/24/23	ENERGY - Major Integrated Oil & Gas	Period 4 of 10	14	-18%	5%	-2%	Weakened						<-Mj Integrtd 14	<-Mj Integrtd 14	<-Mj Integrtd 14	
7 Days - 10/10/23 to 10/17/23	ENERGY - Major Integrated Oil & Gas	Period 5 of 10	14	1%	4%	14%	Strengthened							14 Mj Integrtd->	14 Mj Integrtd->	
7 Days - 10/03/23 to 10/10/23	ENERGY - Major Integrated Oil & Gas	Period 6 of 10	14	-5%	3%	7%	Strengthened						14 Mj Integrtd->	14 Mj Integrtd->		
7 Days - 09/26/23 to 10/03/23	ENERGY - Major Integrated Oil & Gas	Period 7 of 10	14	-5%	-2%	2%	Weakened					<-Mj Integrtd 14	<-Mj Integrtd 14			
7 Days - 09/19/23 to 09/26/23	ENERGY - Major Integrated Oil & Gas	Period 8 of 10	14	-10%	3%	0%	Unchanged							14 Mj Integrtd		
7 Days - 09/12/23 to 09/19/23	ENERGY - Major Integrated Oil & Gas	Period 9 of 10	14	-2%	1%	4%	Unchanged							14 Mj Integrtd		
7 Days - 09/05/23 to 09/12/23	ENERGY - Major Integrated Oil & Gas	Period 10 of 10	14	-9%	1%	4%	Strengthened							14 Mj Integrtd		
7 Days - 11/07/23 to 11/14/23	ENERGY - Oil & Gas Drilling & Exploration	Period 1 of 10 (Current)	4	1%	3%	9%	Unchanged			4 Drill/Explr						
7 Days - 10/31/23 to 11/07/23	ENERGY - Oil & Gas Drilling & Exploration	Period 2 of 10	4	-54%	-1%	-5%	Weakened			4 Drill/Explr						
7 Days - 10/24/23 to 10/31/23	ENERGY - Oil & Gas Drilling & Exploration	Period 3 of 10	4	-5%	-1%	3%	Weakened			4 Drill/Explr						
7 Days - 10/17/23 to 10/24/23	ENERGY - Oil & Gas Drilling & Exploration	Period 4 of 10	4	-7%	3%	-3%	Weakened			<-Drill/Explr 4	<-Drill/Explr 4					
7 Days - 10/10/23 to 10/17/23	ENERGY - Oil & Gas Drilling & Exploration	Period 5 of 10	4	-7%	-1%	2%	Unchanged				4 Drill/Explr					
7 Days - 10/03/23 to 10/10/23	ENERGY - Oil & Gas Drilling & Exploration	Period 6 of 10	4	-2%	3%	8%	Strengthened				4 Drill/Explr					
7 Days - 09/26/23 to 10/03/23	ENERGY - Oil & Gas Drilling & Exploration	Period 7 of 10	4	-9%	2%	2%	Weakened				4 Drill/Explr					
7 Days - 09/19/23 to 09/26/23	ENERGY - Oil & Gas Drilling & Exploration	Period 8 of 10	4	-6%	2%	0%	Weakened				<-Drill/Explr 4	<-Drill/Explr 4				
7 Days - 09/12/23 to 09/19/23	ENERGY - Oil & Gas Drilling & Exploration	Period 9 of 10	4	-5%	-1%	6%	Strengthened				4 Drill/Explr->	4 Drill/Explr->				
7 Days - 09/05/23 to 09/12/23	ENERGY - Oil & Gas Drilling & Exploration	Period 10 of 10	4	-4%	0%	3%	Unchanged				4 Drill/Explr					
7 Days - 11/07/23 to 11/14/23	ENERGY - Oil & Gas Equipment & Services	Period 1 of 10 (Current)	33	-16%	3%	7%	Strengthened				33 Equip/Serv					
7 Days - 10/31/23 to 11/07/23	ENERGY - Oil & Gas Equipment & Services	Period 2 of 10	33	-28%	4%	8%	Weakened				33 Equip/Serv					
7 Days - 10/24/23 to 10/31/23	ENERGY - Oil & Gas Equipment & Services	Period 3 of 10	33	-17%	4%	5%	Weakened				<-Equip/Serv 33	<-Equip/Serv 33				
7 Days - 10/17/23 to 10/24/23	ENERGY - Oil & Gas Equipment & Services	Period 4 of 10	33	-11%	3%	5%	Weakened					<-Equip/Serv 33	<-Equip/Serv 33			
7 Days - 10/10/23 to 10/17/23	ENERGY - Oil & Gas Equipment & Services	Period 5 of 10	33	-4%	3%	10%	Strengthened					33 Equip/Serv->	33 Equip/Serv->			
7 Days - 10/03/23 to 10/10/23	ENERGY - Oil & Gas Equipment & Services	Period 6 of 10	33	-5%	1%	21%	Weakened					<-Equip/Serv 33	<-Equip/Serv 33			
7 Days - 09/26/23 to 10/03/23	ENERGY - Oil & Gas Equipment & Services	Period 7 of 10	33	-16%	3%	2%	Weakened					<-Equip/Serv 33	<-Equip/Serv 33			
7 Days - 09/19/23 to 09/26/23	ENERGY - Oil & Gas Equipment & Services	Period 8 of 10	33	-10%	0%	18%	Weakened							33 Equip/Serv		
7 Days - 09/12/23 to 09/19/23	ENERGY - Oil & Gas Equipment & Services	Period 9 of 10	33	-8%	3%	5%	Weakened							33 Equip/Serv		
7 Days - 09/05/23 to 09/12/23	ENERGY - Oil & Gas Equipment & Services	Period 10 of 10	33	-6%	3%	8%	Strengthened							33 Equip/Serv		
7 Days - 11/07/23 to 11/14/23	ENERGY - Oil & Gas Pipelines	Period 1 of 10 (Current)	28	-1%	2%	29%	Strengthened						28 Pipelines->	28 Pipelines->		
7 Days - 10/31/23 to 11/07/23	ENERGY - Oil & Gas Pipelines	Period 2 of 10	28	-9%	2%	5%	Strengthened					28 Pipelines->	28 Pipelines->			
7 Days - 10/24/23 to 10/31/23	ENERGY - Oil & Gas Pipelines	Period 3 of 10	29	-6%	-1%	7%	Weakened					<-Pipelines 29	<-Pipelines 29			
7 Days - 10/17/23 to 10/24/23	ENERGY - Oil & Gas Pipelines	Period 4 of 10	29	-8%	2%	4%	Weakened							<-Pipelines 29	<-Pipelines 29	
7 Days - 10/10/23 to 10/17/23	ENERGY - Oil & Gas Pipelines	Period 5 of 10	29	-9%	2%	8%	Strengthened							29 Pipelines->	29 Pipelines->	
7 Days - 10/03/23 to 10/10/23	ENERGY - Oil & Gas Pipelines	Period 6 of 10	29	0%	4%	12%	Strengthened					29 Pipelines->	29 Pipelines->			
7 Days - 09/26/23 to 10/03/23	ENERGY - Oil & Gas Pipelines	Period 7 of 10	29	-6%	-1%	30%	Weakened					<-Pipelines 29	<-Pipelines 29			
7 Days - 09/19/23 to 09/26/23	ENERGY - Oil & Gas Pipelines	Period 8 of 10	29	-7%	-2%	2%	Unchanged							29 Pipelines		
7 Days - 09/12/23 to 09/19/23	ENERGY - Oil & Gas Pipelines	Period 9 of 10	30	-6%	0%	5%	Unchanged							30 Pipelines		
7 Days - 09/05/23 to 09/12/23	ENERGY - Oil & Gas Pipelines	Period 10 of 10	30	-3%	0%	6%	Weakened							30 Pipelines		
7 Days - 11/07/23 to 11/14/23	ENERGY - Oil & Gas Refining & Marketing	Period 1 of 10 (Current)	19	-3%	3%	16%	Strengthened					19 Refin/Mktg				
7 Days - 10/31/23 to 11/07/23	ENERGY - Oil & Gas Refining & Marketing	Period 2 of 10	19	-10%	-1%	8%	Weakened					19 Refin/Mktg				
7 Days - 10/24/23 to 10/31/23	ENERGY - Oil & Gas Refining & Marketing	Period 3 of 10	19	-16%	0%	5%	Unchanged					19 Refin/Mktg				
7 Days - 10/17/23 to 10/24/23	ENERGY - Oil & Gas Refining & Marketing	Period 4 of 10	19	-6%	3%	3%	Weakened					<-Refin/Mktg 19	<-Refin/Mktg 19			
7 Days - 10/10/23 to 10/17/23	ENERGY - Oil & Gas Refining & Marketing	Period 5 of 10	19	-8%	0%	7%	Weakened							19 Refin/Mktg		
7 Days - 10/03/23 to 10/10/23	ENERGY - Oil & Gas Refining & Marketing	Period 6 of 10	19	-4%	1%	6%	Unchanged							19 Refin/Mktg		
7 Days - 09/26/23 to 10/03/23	ENERGY - Oil & Gas Refining & Marketing	Period 7 of 10	19	-13%	-1%	3%	Weakened						<-Refin/Mktg 19	<-Refin/Mktg 19		
7 Days - 09/19/23 to 09/26/23	ENERGY - Oil & Gas Refining & Marketing	Period 8 of 10	19	-4%	-1%	3%	Unchanged							19 Refin/Mktg		
7 Days - 09/12/23 to 09/19/23	ENERGY - Oil & Gas Refining & Marketing	Period 9 of 10	19	-7%	0%	11%	Strengthened							19 Refin/Mktg		
7 Days - 09/05/23 to 09/12/23	ENERGY - Oil & Gas Refining & Marketing	Period 10 of 10	19	-4%	3%	11%	Unchanged							19 Refin/Mktg		

Green Highlight: Strengthened  
Red Highlight: Weakened  
No Highlight: Unchanged



2C. Stocks 1 Week Strongest and Weakest

What: stocks currently rated Strongest/Weakest (highest/lowest of 9 strength ratings)

Why: most interesting stocks for available capital because

- the Strongest have the least amount of overhead supply to dampen breakouts while
- the Weakest may be prone to volatility, subject to big pops from bottom-fishing and short-covering BUT ALSO to bigger and faster falls.

(Not guaranteed and not a recommendation - weak stocks in weakening sub-industries may be better shorts than high-flyers.)

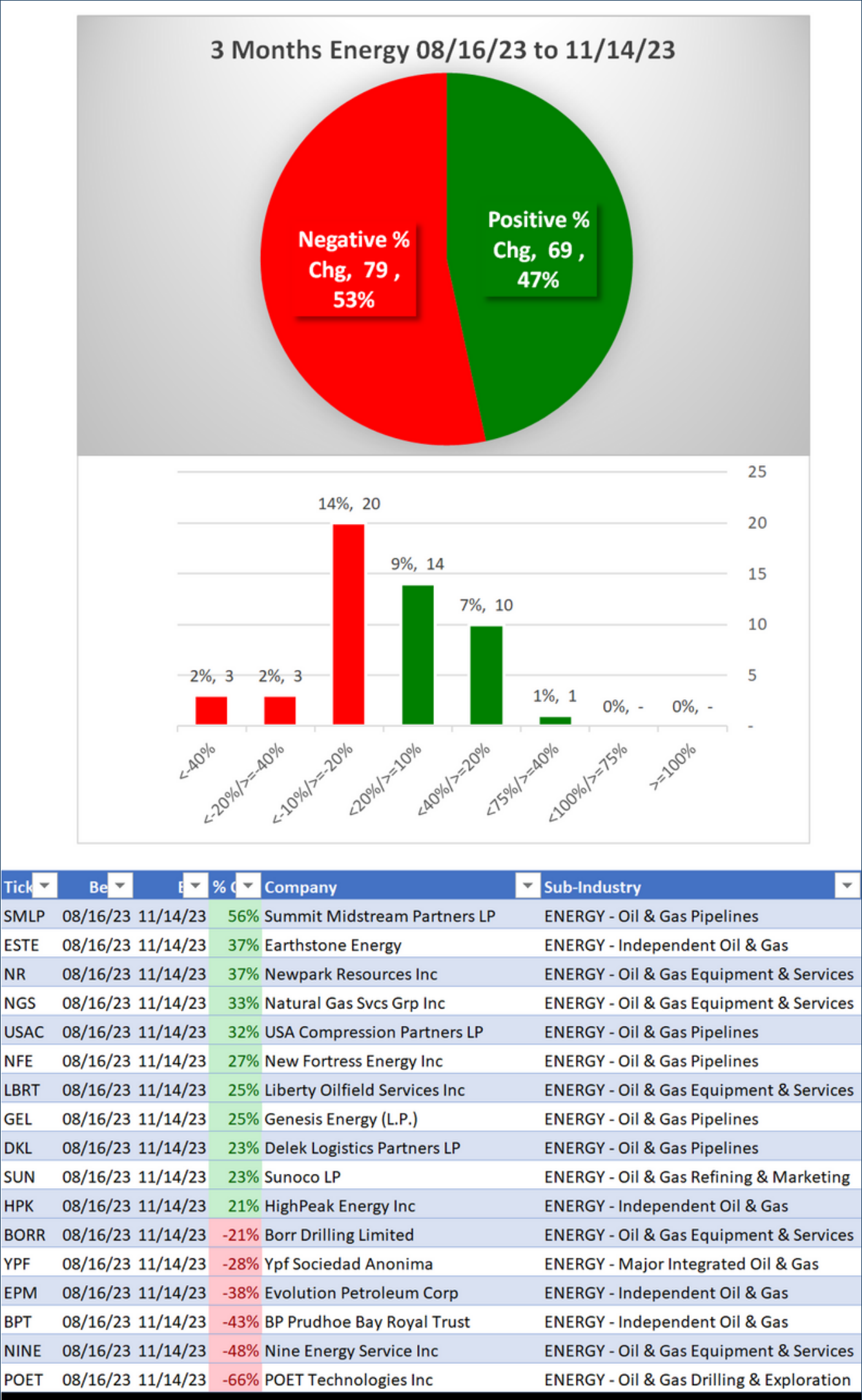
STOCK DETAIL (EDUCATIONAL PURPOSES ONLY/NOT FINANCIAL ADVICE)								1 week 11/07/23 to 11/14/23								
Sub-Industry	Ticker	Company	ID1	ID2	% Chg	ID3	Status	9Weakest	8VWeak	7Weaker	6Weak	5Avg	4Strong	3Stronger	2VStrong	1Strongest
ENERGY - Independent Oil & Gas	PNRG	Primeenergy Corporation	11-65-51	<div></div>	50%	5%	15%	1Strongest	.	.	.	.	.	PNRG-->	PNRG-->	PNRG-->
ENERGY - Independent Oil & Gas	CNQ	Canadian Natural Res Ltd	11-65-51	<div></div>	96%	4%	12%	1Strongest	.	.	.	.	.	CNQ-->	CNQ-->	CNQ-->
ENERGY - Independent Oil & Gas	GPOR	Gulfport Energy Corp	15-65-51	<div></div>	96%	2%	30%	1Strongest	.	.	.	.	.	.	.	GPOR
ENERGY - Independent Oil & Gas	FANG	Diamondback Energy Inc.	15-65-51	<div></div>	93%	0%	11%	1Strongest	.	.	.	.	.	.	.	FANG
ENERGY - Independent Oil & Gas	ESTE	Earthstone Energy	15-65-51	<div></div>	94%	0%	34%	1Strongest	.	.	.	.	.	.	.	ESTE
ENERGY - Independent Oil & Gas	RRC	Range Resources Corp	15-65-51	<div></div>	90%	0%	16%	1Strongest	.	.	.	.	.	.	.	RRC
ENERGY - Independent Oil & Gas	PBT	Permian Basin Royalty Tr	95-65-51	<div></div>	66%	7%	18%	9Weakest	PBT	.	.	.	.	.	.	.
ENERGY - Independent Oil & Gas	AMPY	Amplify Energy Corp	95-65-51	<div></div>	47%	3%	11%	9Weakest	AMPY	.	.	.	.	.	.	.
ENERGY - Independent Oil & Gas	DVN	Devon Energy Corp	95-65-51	<div></div>	56%	1%	10%	9Weakest	DVN	.	.	.	.	.	.	.
ENERGY - Independent Oil & Gas	EGY	Vaalco Energy Inc	99-65-51	<div></div>	43%	-1%	-4%	9Weakest	<---EGY	<---EGY	.	.	.	.	.	.
ENERGY - Independent Oil & Gas	PRT	PermRock Royalty Trust	95-65-51	<div></div>	42%	-1%	16%	9Weakest	PRT	.	.	.	.	.	.	.
ENERGY - Independent Oil & Gas	EPM	Evolution Petroleum Corp	95-65-51	<div></div>	49%	-3%	18%	9Weakest	EPM	.	.	.	.	.	.	.
ENERGY - Independent Oil & Gas	BPT	BP Prudhoe Bay Royal Trust	95-65-51	<div></div>	9%	-8%	47%	9Weakest	BPT	.	.	.	.	.	.	.
ENERGY - Independent Oil & Gas	REPX	Riley Exploration Permian Inc	95-65-51	<div></div>	39%	-12%	22%	9Weakest	REPX	.	.	.	.	.	.	.
ENERGY - Major Integrated Oil & Gas	TTE	TotalEnergies SE	15-51-51	<div></div>	98%	3%	10%	1Strongest	.	.	.	.	.	.	.	TTE
ENERGY - Major Integrated Oil & Gas	E	ENI SpA	11-51-51	<div></div>	87%	3%	11%	1Strongest	.	.	.	.	.	E-->	E-->	E-->
ENERGY - Major Integrated Oil & Gas	EC	Ecopetrol S.A.	11-51-51	<div></div>	33%	3%	10%	1Strongest	.	.	.	.	EC-->	EC-->	EC-->	EC-->
ENERGY - Major Integrated Oil & Gas	PBR	Petroleo Brasileiro S.A. Petrobras ADS	15-51-51	<div></div>	86%	3%	21%	1Strongest	.	.	.	.	.	.	.	PBR
ENERGY - Major Integrated Oil & Gas	SSL	Sasol Limited ADR	95-51-51	<div></div>	35%	4%	-5%	9Weakest	SSL	.	.	.	.	.	.	.
ENERGY - Major Integrated Oil & Gas	YPF	Ypf Sociedad Anonima	95-51-51	<div></div>	50%	3%	16%	9Weakest	YPF	.	.	.	.	.	.	.
ENERGY - Major Integrated Oil & Gas	CVX	Chevron Corp	99-51-51	<div></div>	68%	0%	10%	9Weakest	<---CVX	<---CVX	.	.	.	.	.	.
ENERGY - Oil & Gas Drilling & Exploration	POET	POET Technologies Inc	95-75-51	<div></div>	15%	9%	65%	9Weakest	POET	.	.	.	.	.	.	.
ENERGY - Oil & Gas Drilling & Exploration	GPRK	GeoPark Limited	95-75-51	<div></div>	21%	3%	13%	9Weakest	GPRK	.	.	.	.	.	.	.
ENERGY - Oil & Gas Drilling & Exploration	WTI	W & T Offshore	95-75-51	<div></div>	35%	1%	14%	9Weakest	WTI	.	.	.	.	.	.	.
ENERGY - Oil & Gas Equipment & Services	WFRD	Weatherford International plc	11-61-51	<div></div>	99%	7%	34%	1Strongest	.	.	.	.	.	WFRD-->	WFRD-->	WFRD-->
ENERGY - Oil & Gas Equipment & Services	LBRT	Liberty Oilfield Services Inc	15-61-51	<div></div>	94%	5%	29%	1Strongest	.	.	.	.	.	.	.	LBRT
ENERGY - Oil & Gas Equipment & Services	AROC	Archrock Inc	15-61-51	<div></div>	99%	3%	28%	1Strongest	.	.	.	.	.	.	.	AROC
ENERGY - Oil & Gas Equipment & Services	NR	Newpark Resources Inc	15-61-51	<div></div>	72%	3%	39%	1Strongest	.	.	.	.	.	.	.	NR
ENERGY - Oil & Gas Equipment & Services	FTI	Fmc Technologies	15-61-51	<div></div>	70%	2%	30%	1Strongest	.	.	.	.	.	.	.	FTI
ENERGY - Oil & Gas Equipment & Services	NGS	Natural Gas Svcs Grp Inc	15-61-51	<div></div>	66%	1%	24%	1Strongest	.	.	.	.	.	.	.	NGS
ENERGY - Oil & Gas Equipment & Services	DRQ	Dril-Quip Inc	95-61-51	<div></div>	13%	7%	13%	9Weakest	DRQ	.	.	.	.	.	.	.
ENERGY - Oil & Gas Equipment & Services	CLB	Core Laboratories N.V.	99-61-51	<div></div>	18%	6%	15%	9Weakest	<---CLB	<---CLB	.	.	.	.	.	.
ENERGY - Oil & Gas Equipment & Services	NBR	Nabors Industries Inc	95-61-51	<div></div>	45%	5%	18%	9Weakest	NBR	.	.	.	.	.	.	.
ENERGY - Oil & Gas Equipment & Services	TUSK	Mammoth Energy Services Inc	95-61-51	<div></div>	16%	5%	-7%	9Weakest	TUSK	.	.	.	.	.	.	.
ENERGY - Oil & Gas Equipment & Services	KLXE	KLX Energy Services Holdings Inc	95-61-51	<div></div>	5%	0%	11%	9Weakest	KLXE	.	.	.	.	.	.	.
ENERGY - Oil & Gas Equipment & Services	NINE	Nine Energy Service Inc	95-61-51	<div></div>	7%	-16%	58%	9Weakest	NINE	.	.	.	.	.	.	.
ENERGY - Oil & Gas Pipelines	SMLP	Summit Midstream Partners LP	15-31-51	<div></div>	7%	5%	31%	1Strongest	.	.	.	.	.	.	.	SMLP
ENERGY - Oil & Gas Pipelines	GEL	Genesis Energy (L.P.)	15-31-51	<div></div>	42%	2%	12%	1Strongest	.	.	.	.	.	.	.	GEL
ENERGY - Oil & Gas Pipelines	USAC	USA Compression Partners LP	15-31-51	<div></div>	100%	2%	24%	1Strongest	.	.	.	.	.	.	.	USAC
ENERGY - Oil & Gas Pipelines	LNG	Cheniere Energy Inc	15-31-51	<div></div>	95%	2%	10%	1Strongest	.	.	.	.	.	.	.	LNG
ENERGY - Oil & Gas Pipelines	NS	Nustar Energy LP	15-31-51	<div></div>	48%	2%	7%	1Strongest	.	.	.	.	.	.	.	NS
ENERGY - Oil & Gas Pipelines	DTM	DT Midstream Inc	15-31-51	<div></div>	92%	1%	10%	1Strongest	.	.	.	.	.	.	.	DTM
ENERGY - Oil & Gas Pipelines	WES	Western Midstream Partners LP	11-31-51	<div></div>	52%	0%	5%	1Strongest	.	.	.	.	.	WES-->	WES-->	WES-->
ENERGY - Oil & Gas Pipelines	MPLX	MPLX LP	15-31-51	<div></div>	97%	0%	3%	1Strongest	.	.	.	.	.	.	.	MPLX
ENERGY - Oil & Gas Pipelines	CQP	Cheniere Energy Partners Lp	15-31-51	<div></div>	90%	0%	16%	1Strongest	.	.	.	.	.	.	.	CQP
ENERGY - Oil & Gas Pipelines	AM	Antero Midstream Corporation	15-31-51	<div></div>	88%	0%	14%	1Strongest	.	.	.	.	.	.	.	AM
ENERGY - Oil & Gas Pipelines	WMB	Williams Companies Inc	15-31-51	<div></div>	91%	0%	10%	1Strongest	.	.	.	.	.	.	.	WMB
ENERGY - Oil & Gas Pipelines	PAA	Plains All Amer Pipeline LP	15-31-51	<div></div>	56%	0%	11%	1Strongest	.	.	.	.	.	.	.	PAA
ENERGY - Oil & Gas Refining & Marketing	CAPL	CrossAmerica Partners LP	11-51-51	<div></div>	95%	5%	9%	1Strongest	.	.	.	.	.	CAPL-->	CAPL-->	CAPL-->
ENERGY - Oil & Gas Refining & Marketing	DK	Delek US Holdings Inc	11-51-51	<div></div>	54%	5%	9%	1Strongest	.	.	.	DK-->	DK-->	DK-->	DK-->	DK-->
ENERGY - Oil & Gas Refining & Marketing	MPC	Marathon Petroleum Corp	11-51-51	<div></div>	96%	3%	15%	1Strongest	.	.	.	.	.	MPC-->	MPC-->	MPC-->
ENERGY - Oil & Gas Refining & Marketing	MUSA	Murphy USA Inc	15-51-51	<div></div>	98%	1%	24%	1Strongest	.	.	.	.	.	.	.	MUSA
ENERGY - Oil & Gas Refining & Marketing	SUN	Sunoco LP	15-51-51	<div></div>	100%	1%	18%	1Strongest	.	.	.	.	.	.	.	SUN
ENERGY - Oil & Gas Refining & Marketing	CLMT	Calumet Specialty Products Partners	99-51-51	<div></div>	73%	12%	12%	9Weakest	<---CLMT	<---CLMT	.	.	.	.	.	.
ENERGY - Oil & Gas Refining & Marketing	WKC	World Kinect Corporation	95-51-51	<div></div>	10%	3%	12%	9Weakest	WKC	.	.	.	.	.	.	.
ENERGY - Oil & Gas Refining & Marketing	AE	Adams Resources & Energy Inc	95-51-51	<div></div>	32%	-3%	21%	9Weakest	AE	.	.	.	.	.	.	.

Strongest to Weakest stocks ratio is 33:23 (22% and 16% of total) 11/07/23 to 11/14/23.

Green Highlight: Strengthened  
Red Highlight: Weakened  
No Highlight: Unchanged

3. STRENGTH BY LOOKBACK PERIOD (with Best/Worst stocks)

3A. Lookback 3 Months

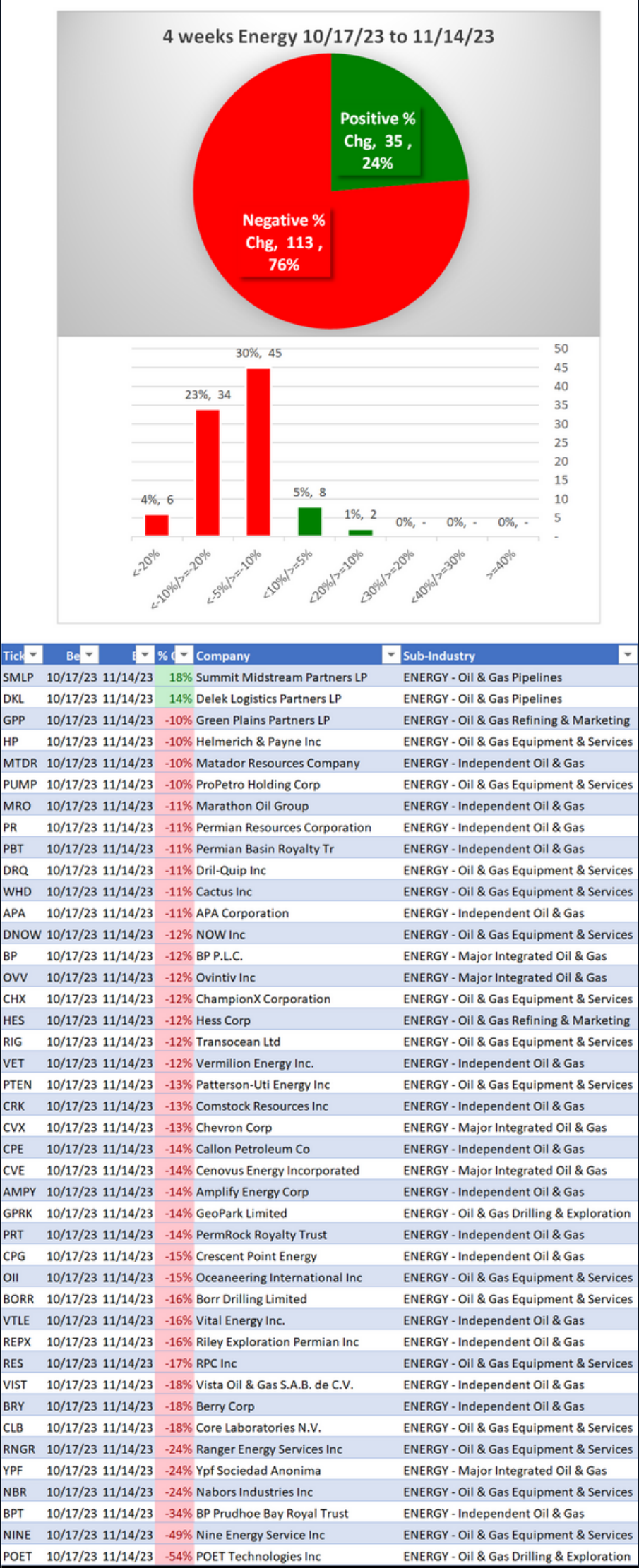


11 stocks >+20% and 6 stocks <-20% (7% and 4% of total) 08/16/23 to 11/14/23.



3. STRENGTH BY LOOKBACK PERIOD (with Best/Worst stocks)

3B. Lookback 4 Weeks

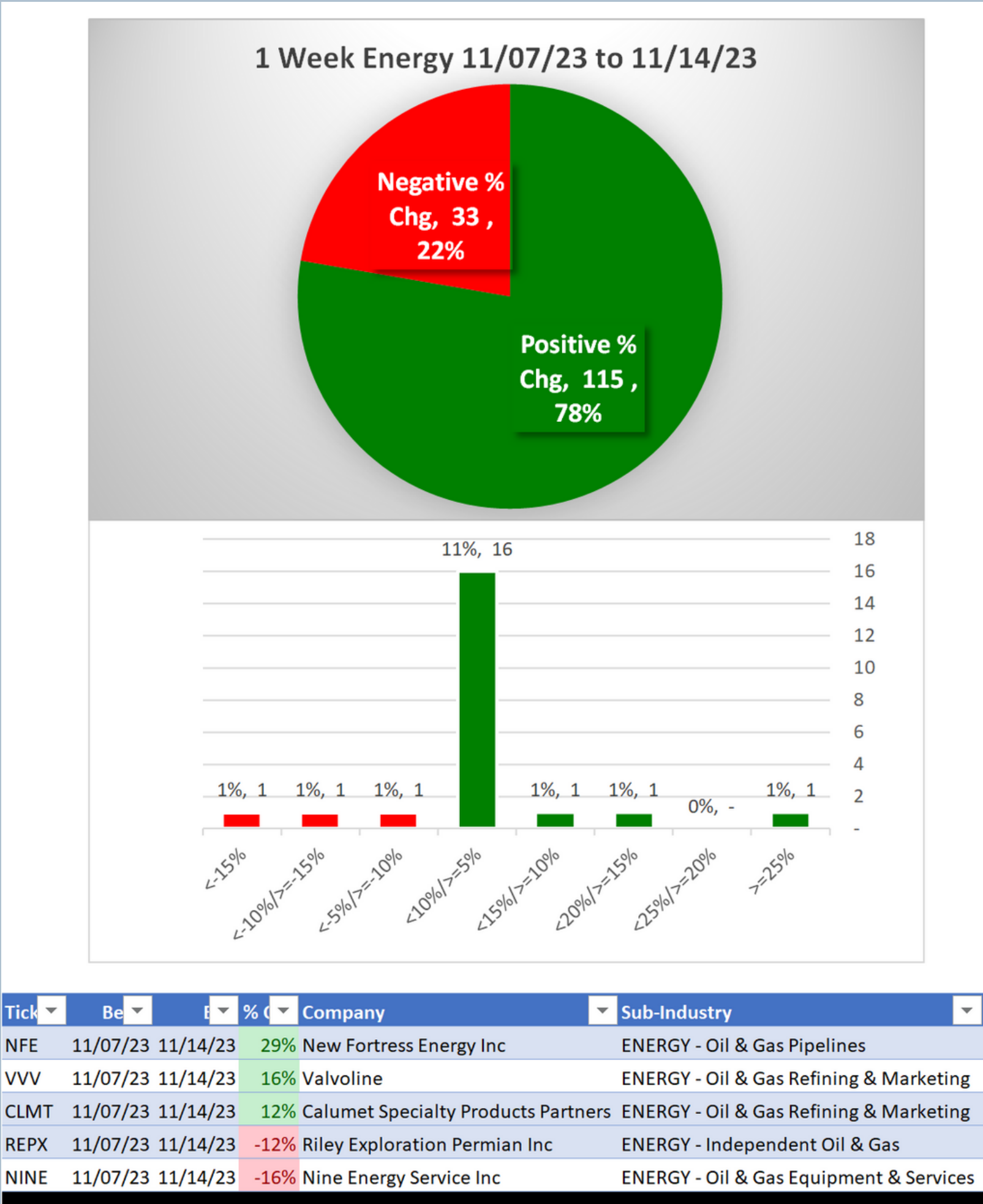


2 stocks >+10% and 40 stocks <-10% (1% and 27% of total) 10/17/23 to 11/14/23.



3. STRENGTH BY LOOKBACK PERIOD (with Best/Worst stocks)

3C. Lookback 1 Week



3 stocks >+10% and 2 stocks <-10% (2% and 1% of total) 11/07/23 to 11/14/23.