

Industry Status: Automotive

1 week 11/08/23 to 11/15/23								
9Weakest	8VWeak	7Weaker	6Weak	5Avg	4Strong	3Stronger	2VStrong	1Strongest
.	.	.	62 AUTO
.	.	.	17 Major Mfrs
.	.	26 Auto Parts->	26 Auto Parts->
.	.	14 Recreatnl Veh->	14 Recreatnl Veh->
.	.	.	5 Trucks/Other->	5 Trucks/Other->
.
.
.
.

November 15, 2023

UNCHANGED at **WEAK** strength rating
(**6th** strongest of 9 levels)
previous move was **UP**

1 week 92% positive stocks, 3/4 sub-industries strengthened

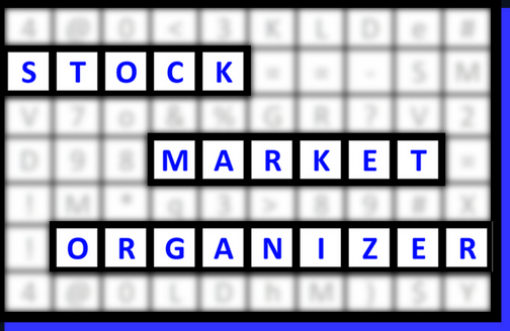


Table of Contents

1	1. INDUSTRY OVERVIEW	
	1A. Performance	
	1B. Background	
2	2. SUB-INDUSTRIES AND STOCK DETAIL	
	2A. Sub-Industries Overview	
	2B. Sub-Industries 10-Week Strengthening Analysis	
	2C. Stocks 1 Week Strongest and Weakest	
5	3. STRENGTH BY LOOKBACK PERIOD (with Best/Worst stocks)	
	3A. Lookback 3 Months	
	3B. Lookback 4 weeks	
	3C. Lookback 1 Week	

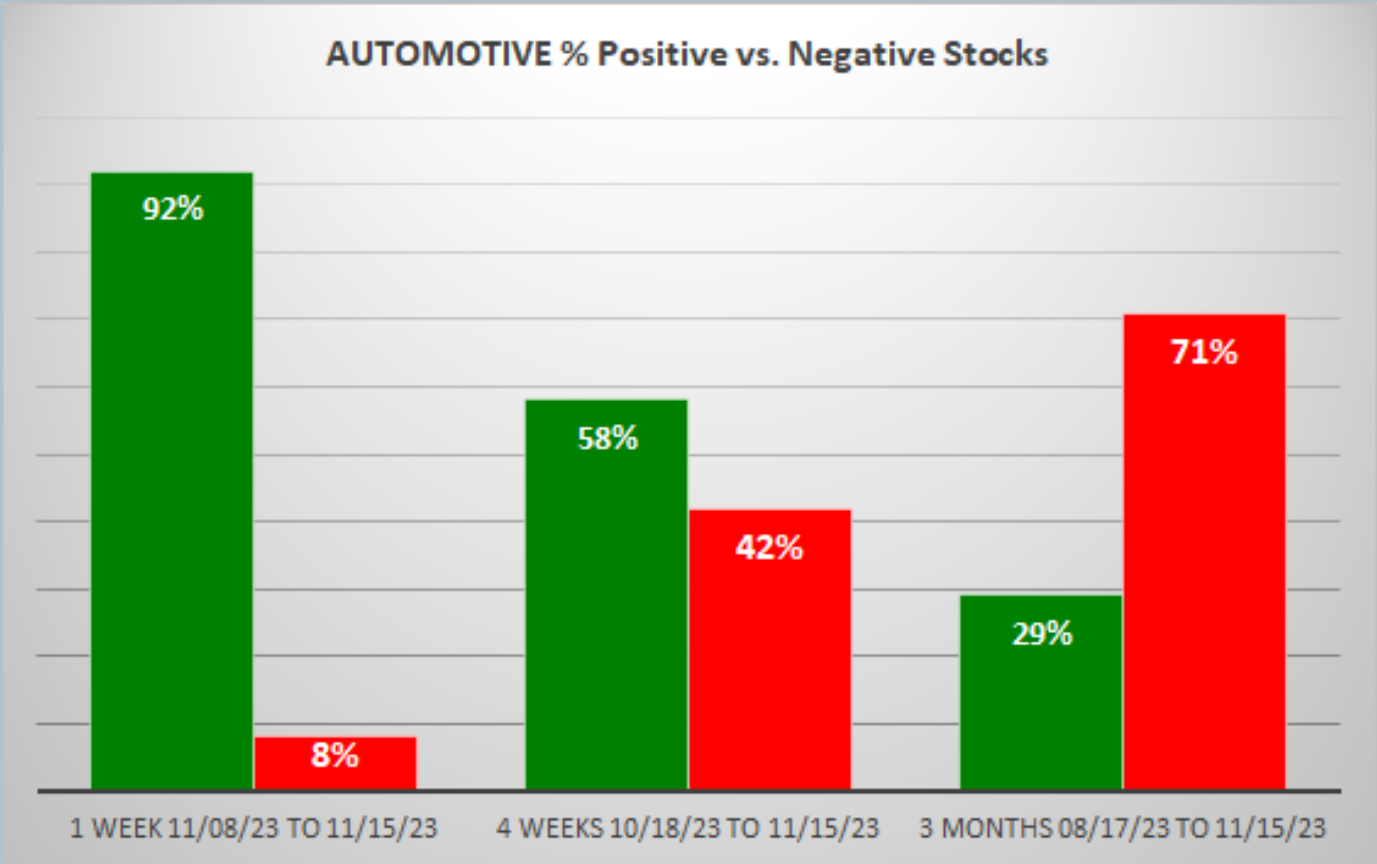
1. INDUSTRY OVERVIEW

1A. Performance

Past 10 Weeks Strengthening/Weakening week-by-week, per the following chart:

9Weakest	8VWeak	7Weaker	6Weak	5Avg	4Strong	3Stronger	2VStrong	1Strongest	Period
.	.	.	62 AUTO	7 Days - 11/08/23 to 11/15/23
.	.	62 AUTO->	62 AUTO->	7 Days - 11/01/23 to 11/08/23
.	.	62 AUTO	7 Days - 10/25/23 to 11/01/23
.	.	62 AUTO	7 Days - 10/18/23 to 10/25/23
.	.	<-AUTO 62	<-AUTO 62	7 Days - 10/11/23 to 10/18/23
.	.	.	62 AUTO	7 Days - 10/04/23 to 10/11/23
.	.	.	62 AUTO	7 Days - 09/27/23 to 10/04/23
.	.	.	62 AUTO	7 Days - 09/20/23 to 09/27/23
.	.	.	62 AUTO	7 Days - 09/13/23 to 09/20/23
.	.	.	<-AUTO 62	<-AUTO 62	7 Days - 09/06/23 to 09/13/23

STRENGTHENING 1 Week vs. Mid- and Longer-Term // 1 week positive/negative stocks ratio is HIGHER than both 4 weeks and 3 Months, per the following chart:



1B. Background

Largest of 4 sub-industries (62 stocks, average 16):

- * Auto Parts (26 stocks)
- * Auto Manufacturers – Major (17 stocks)
- * Recreational Vehicles (14 stocks)

Top 10 by Market Capitalization:

TSLA/Tesla Inc, TM/Toyota Motor Corporation ADS, RACE/Ferrari NV, STLA/Stellantis N.V., HMC/Honda Motor Co. Ltd. ADS, F/Ford Motor Co, PCAR/Paccar Inc, GM/General Motors Company, LI/Li Auto Inc, JCI/Johnson Controls Inc

2. SUB-INDUSTRIES AND STOCKS DETAIL

2A. Sub-Industries Overview

Strengthened: 3/4 sub-industries

Weakened: 0/4 sub-industries

STRONGEST at Average rating/5th strongest of 9 levels:

- * Trucks & Other Vehicles (5 stocks)

WEAKEST at Weak rating/6th strongest of 9 levels:

- * Auto Manufacturers – Major (17 stocks)
- * Auto Parts (26 stocks)
- * Recreational Vehicles (14 stocks)

2B. Sub-Industries 10-Week Strengthening Analysis

What: recent week-by-week strength changes for the industry and its sub-industries
Why: objective measurement of strengthening and weakening enabling comparison within and across industries and sub-industries

INDUSTRY CURRENT PERIOD SUMMARY										1 week 11/08/23 to 11/15/23						
Length - Begin/End	Industry/Sub-Industry	Period	#	Min	Avg	Max	Status	9Weakest	8VWeak	7Weaker	6Weak	5Avg	4Strong	3Stronger	2VStrong	1Strongest
7 Days - 11/08/23 to 11/15/23	AUTOMOTIVE	Period 1 of 10 (Current)	62	-18%	5%	17%	Strengthened				62 AUTO					
7 Days - 11/08/23 to 11/15/23	AUTOMOTIVE - Auto Manufacturers - Major	Period 1 of 10 (Current)	17	-18%	3%	17%	Unchanged				17 Major Mfrs					
7 Days - 11/08/23 to 11/15/23	AUTOMOTIVE - Auto Parts	Period 1 of 10 (Current)	26	-6%	5%	16%	Strengthened			26 Auto Parts->	26 Auto Parts->					
7 Days - 11/08/23 to 11/15/23	AUTOMOTIVE - Recreational Vehicles	Period 1 of 10 (Current)	14	2%	8%	13%	Strengthened			14 Recreatnl Veh->	14 Recreatnl Veh->					
7 Days - 11/08/23 to 11/15/23	AUTOMOTIVE - Trucks & Other Vehicles	Period 1 of 10 (Current)	5	4%	6%	7%	Strengthened				5 Trucks/Other->	5 Trucks/Other->				
7 Days - 11/08/23 to 11/15/23	.	Period 1 of 10 (Current)									
7 Days - 11/08/23 to 11/15/23	.	Period 1 of 10 (Current)									
7 Days - 11/08/23 to 11/15/23	.	Period 1 of 10 (Current)									
7 Days - 11/08/23 to 11/15/23	.	Period 1 of 10 (Current)									
7 Days - 11/08/23 to 11/15/23	.	Period 1 of 10 (Current)									
PREVIOUS WEEKS (EDUCATIONAL PURPOSES ONLY/NOT A STOCK OR INVESTMENT RECOMMENDATION)																
Length - Begin/End	Industry/Sub-Industry	Period	#	Min	Avg	Max	Status	9Weakest	8VWeak	7Weaker	6Weak	5Avg	4Strong	3Stronger	2VStrong	1Strongest
7 Days - 11/08/23 to 11/15/23	AUTOMOTIVE	Period 1 of 10 (Current)	62	-18%	5%	17%	Strengthened				62 AUTO					
7 Days - 11/01/23 to 11/08/23	AUTOMOTIVE	Period 2 of 10	62	-30%	3%	57%	Strengthened			62 AUTO->	62 AUTO->					
7 Days - 10/25/23 to 11/01/23	AUTOMOTIVE	Period 3 of 10	62	-26%	-2%	12%	Unchanged			62 AUTO						
7 Days - 10/18/23 to 10/25/23	AUTOMOTIVE	Period 4 of 10	62	-19%	-5%	4%	Weakened			62 AUTO						
7 Days - 10/11/23 to 10/18/23	AUTOMOTIVE	Period 5 of 10	62	-19%	-5%	2%	Weakened			<-AUTO 62	<-AUTO 62					
7 Days - 10/04/23 to 10/11/23	AUTOMOTIVE	Period 6 of 10	62	-14%	2%	17%	Strengthened				62 AUTO					
7 Days - 09/27/23 to 10/04/23	AUTOMOTIVE	Period 7 of 10	62	-14%	-1%	9%	Unchanged				62 AUTO					
7 Days - 09/20/23 to 09/27/23	AUTOMOTIVE	Period 8 of 10	62	-18%	-2%	10%	Weakened				62 AUTO					
7 Days - 09/13/23 to 09/20/23	AUTOMOTIVE	Period 9 of 10	62	-19%	-1%	12%	Unchanged				62 AUTO					
7 Days - 09/06/23 to 09/13/23	AUTOMOTIVE	Period 10 of 10	62	-9%	-2%	8%	Weakened				<-AUTO 62	<-AUTO 62				
7 Days - 11/08/23 to 11/15/23	AUTOMOTIVE - Auto Manufacturers - Major	Period 1 of 10 (Current)	17	-18%	3%	17%	Unchanged				17 Major Mfrs					
7 Days - 11/01/23 to 11/08/23	AUTOMOTIVE - Auto Manufacturers - Major	Period 2 of 10	17	-12%	2%	12%	Strengthened				17 Major Mfrs					
7 Days - 10/25/23 to 11/01/23	AUTOMOTIVE - Auto Manufacturers - Major	Period 3 of 10	17	-14%	-1%	10%	Strengthened				17 Major Mfrs					
7 Days - 10/18/23 to 10/25/23	AUTOMOTIVE - Auto Manufacturers - Major	Period 4 of 10	17	-15%	-5%	4%	Weakened				17 Major Mfrs					
7 Days - 10/11/23 to 10/18/23	AUTOMOTIVE - Auto Manufacturers - Major	Period 5 of 10	17	-19%	-8%	-1%	Weakened				<-Major Mfrs 17	<-Major Mfrs 17				
7 Days - 10/04/23 to 10/11/23	AUTOMOTIVE - Auto Manufacturers - Major	Period 6 of 10	17	-14%	1%	17%	Weakened				17 Major Mfrs					
7 Days - 09/27/23 to 10/04/23	AUTOMOTIVE - Auto Manufacturers - Major	Period 7 of 10	17	-12%	-1%	9%	Strengthened				17 Major Mfrs->	17 Major Mfrs->				
7 Days - 09/20/23 to 09/27/23	AUTOMOTIVE - Auto Manufacturers - Major	Period 8 of 10	17	-18%	-3%	9%	Weakened				<-Major Mfrs 17	<-Major Mfrs 17				
7 Days - 09/13/23 to 09/20/23	AUTOMOTIVE - Auto Manufacturers - Major	Period 9 of 10	17	-19%	-4%	6%	Weakened				17 Major Mfrs					
7 Days - 09/06/23 to 09/13/23	AUTOMOTIVE - Auto Manufacturers - Major	Period 10 of 10	17	-9%	-1%	8%	Weakened				17 Major Mfrs					
7 Days - 11/08/23 to 11/15/23	AUTOMOTIVE - Auto Parts	Period 1 of 10 (Current)	26	-6%	5%	16%	Strengthened			26 Auto Parts->	26 Auto Parts->					
7 Days - 11/01/23 to 11/08/23	AUTOMOTIVE - Auto Parts	Period 2 of 10	26	-14%	5%	57%	Strengthened			26 Auto Parts						
7 Days - 10/25/23 to 11/01/23	AUTOMOTIVE - Auto Parts	Period 3 of 10	26	-26%	-3%	12%	Unchanged			26 Auto Parts						
7 Days - 10/18/23 to 10/25/23	AUTOMOTIVE - Auto Parts	Period 4 of 10	26	-10%	-3%	4%	Weakened			26 Auto Parts						
7 Days - 10/11/23 to 10/18/23	AUTOMOTIVE - Auto Parts	Period 5 of 10	26	-19%	-5%	2%	Weakened			<-Auto Parts 26	<-Auto Parts 26					
7 Days - 10/04/23 to 10/11/23	AUTOMOTIVE - Auto Parts	Period 6 of 10	26	-2%	3%	12%	Strengthened			26 Auto Parts->	26 Auto Parts->					
7 Days - 09/27/23 to 10/04/23	AUTOMOTIVE - Auto Parts	Period 7 of 10	26	-14%	-2%	5%	Weakened			<-Auto Parts 26	<-Auto Parts 26					
7 Days - 09/20/23 to 09/27/23	AUTOMOTIVE - Auto Parts	Period 8 of 10	26	-15%	-3%	10%	Weakened				26 Auto Parts					
7 Days - 09/13/23 to 09/20/23	AUTOMOTIVE - Auto Parts	Period 9 of 10	26	-4%	0%	9%	Strengthened				26 Auto Parts					
7 Days - 09/06/23 to 09/13/23	AUTOMOTIVE - Auto Parts	Period 10 of 10	26	-7%	-3%	0%	Weakened				<-Auto Parts 26	<-Auto Parts 26				
7 Days - 11/08/23 to 11/15/23	AUTOMOTIVE - Recreational Vehicles	Period 1 of 10 (Current)	14	2%	8%	13%	Strengthened			14 Recreatnl Veh->	14 Recreatnl Veh->					
7 Days - 11/01/23 to 11/08/23	AUTOMOTIVE - Recreational Vehicles	Period 2 of 10	14	-30%	0%	10%	Strengthened			14 Recreatnl Veh						
7 Days - 10/25/23 to 11/01/23	AUTOMOTIVE - Recreational Vehicles	Period 3 of 10	14	-16%	-2%	4%	Weakened			14 Recreatnl Veh						
7 Days - 10/18/23 to 10/25/23	AUTOMOTIVE - Recreational Vehicles	Period 4 of 10	14	-15%	-6%	1%	Weakened			14 Recreatnl Veh						
7 Days - 10/11/23 to 10/18/23	AUTOMOTIVE - Recreational Vehicles	Period 5 of 10	14	-11%	-3%	2%	Weakened			<-Recreatnl Veh 14	<-Recreatnl Veh 14					
7 Days - 10/04/23 to 10/11/23	AUTOMOTIVE - Recreational Vehicles	Period 6 of 10	14	-3%	1%	6%	Strengthened				14 Recreatnl Veh					
7 Days - 09/27/23 to 10/04/23	AUTOMOTIVE - Recreational Vehicles	Period 7 of 10	14	-5%	0%	4%	Unchanged				14 Recreatnl Veh					
7 Days - 09/20/23 to 09/27/23	AUTOMOTIVE - Recreational Vehicles	Period 8 of 10	14	-5%	-2%	2%	Unchanged				14 Recreatnl Veh					
7 Days - 09/13/23 to 09/20/23	AUTOMOTIVE - Recreational Vehicles	Period 9 of 10	14	-6%	1%	12%	Unchanged				14 Recreatnl Veh					
7 Days - 09/06/23 to 09/13/23	AUTOMOTIVE - Recreational Vehicles	Period 10 of 10	14	-7%	-1%	7%	Weakened				14 Recreatnl Veh					
7 Days - 11/08/23 to 11/15/23	AUTOMOTIVE - Trucks & Other Vehicles	Period 1 of 10 (Current)	5	4%	6%	7%	Strengthened				5 Trucks/Other->	5 Trucks/Other->				
7 Days - 11/01/23 to 11/08/23	AUTOMOTIVE - Trucks & Other Vehicles	Period 2 of 10	5	-3%	1%	5%	Strengthened			5 Trucks/Other->	5 Trucks/Other->					
7 Days - 10/25/23 to 11/01/23	AUTOMOTIVE - Trucks & Other Vehicles	Period 3 of 10	5	-3%	1%	5%	Strengthened			5 Trucks/Other						
7 Days - 10/18/23 to 10/25/23	AUTOMOTIVE - Trucks & Other Vehicles	Period 4 of 10	5	-15%	-5%	1%	Weakened			<-Trucks/Other 5	<-Trucks/Other 5					
7 Days - 10/11/23 to 10/18/23	AUTOMOTIVE - Trucks & Other Vehicles	Period 5 of 10	5	-8%	-5%	-3%	Weakened				<-Trucks/Other 5	<-Trucks/Other 5				
7 Days - 10/04/23 to 10/11/23	AUTOMOTIVE - Trucks & Other Vehicles	Period 6 of 10	5	0%	2%	4%	Unchanged				5 Trucks/Other					
7 Days - 09/27/23 to 10/04/23	AUTOMOTIVE - Trucks & Other Vehicles	Period 7 of 10	5	-5%	0%	2%	Strengthened				5 Trucks/Other->	5 Trucks/Other->				
7 Days - 09/20/23 to 09/27/23	AUTOMOTIVE - Trucks & Other Vehicles	Period 8 of 10	5	-4%	-1%	1%	Weakened				5 Trucks/Other					
7 Days - 09/13/23 to 09/20/23	AUTOMOTIVE - Trucks & Other Vehicles	Period 9 of 10	5	-1%	1%	4%	Unchanged				5 Trucks/Other					
7 Days - 09/06/23 to 09/13/23	AUTOMOTIVE - Trucks & Other Vehicles	Period 10 of 10	5	-7%	-3%	1%	Weakened				<-Trucks/Other 5	<-Trucks/Other 5				

Green Highlight: Strengthened
Red Highlight: Weakened
No Highlight: Unchanged

2C. Stocks 1 Week Strongest and Weakest

What: stocks currently rated Strongest/Weakest (highest/lowest of 9 strength ratings)

Why: most interesting stocks for available capital because

- the Strongest have the least amount of overhead supply to dampen breakouts while
- the Weakest may be prone to volatility, subject to big pops from bottom-fishing and short-covering BUT ALSO to bigger and faster falls.

(Not guaranteed and not a recommendation - weak stocks in weakening sub-industries may be better shorts than high-flyers.)

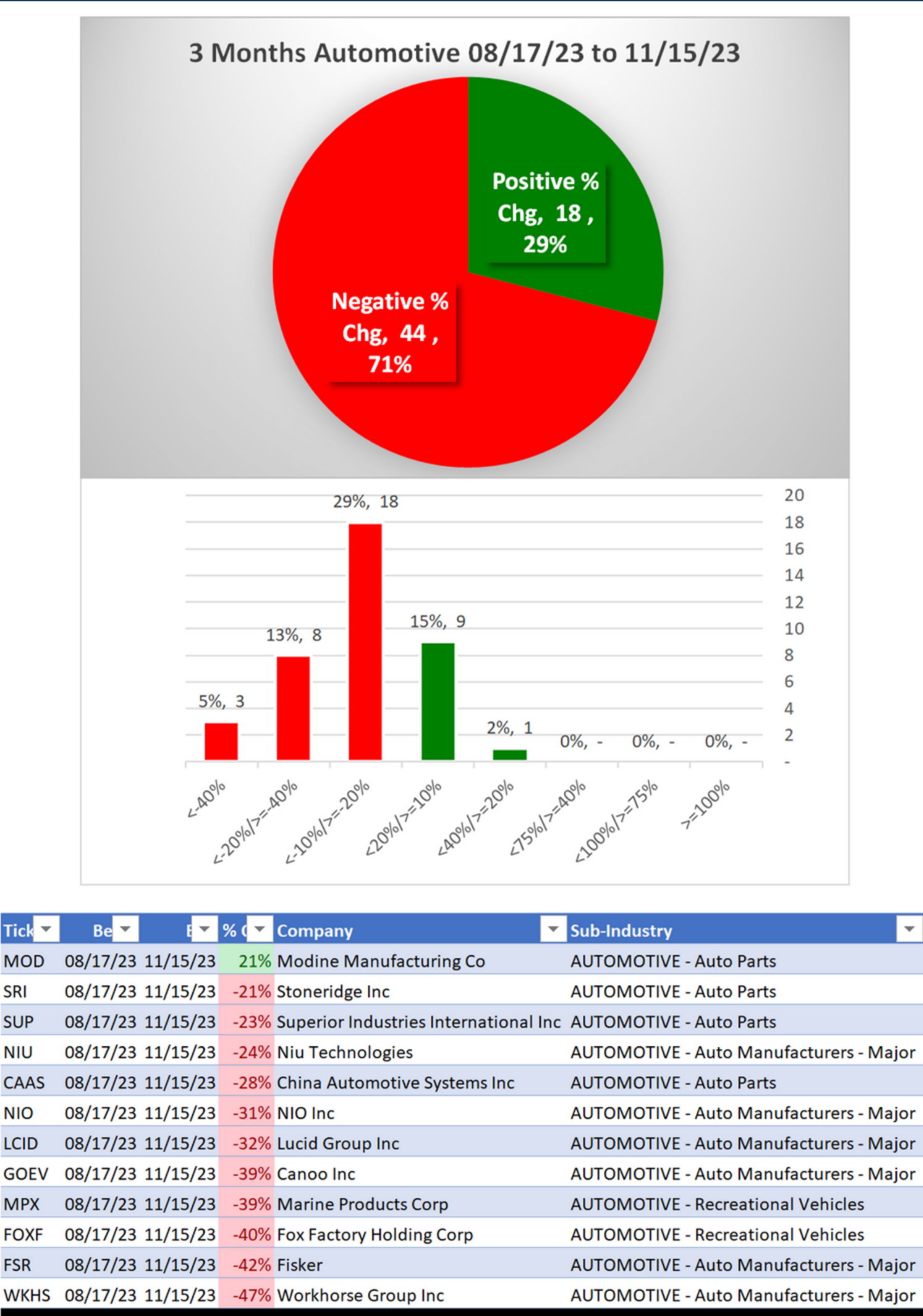
STOCK DETAIL (EDUCATIONAL PURPOSES ONLY/NOT FINANCIAL ADVICE)										1 week 11/08/23 to 11/15/23									
Sub-Industry	Ticker	Company	ID1	ID2	% Chg	ID3	Status	9Weakest	8VWeak	7Weaker	6Weak	5Avg	4Strong	3Stronger	2VStrong	1Strongest			
AUTOMOTIVE - Auto Manufacturers - Major	STLA	Stellantis N.V.	15-65-61	91%	5%	14%	1Strongest	STLA			
AUTOMOTIVE - Auto Manufacturers - Major	RACE	Ferrari NV	15-65-61	99%	4%	19%	1Strongest	RACE			
AUTOMOTIVE - Auto Manufacturers - Major	TM	Toyota Motor Corporation ADS	15-65-61	78%	3%	20%	1Strongest	TM			
AUTOMOTIVE - Auto Manufacturers - Major	LI	Li Auto Inc	11-65-61	87%	3%	27%	1Strongest	LI-->	LI-->	LI-->			
AUTOMOTIVE - Auto Manufacturers - Major	GOEV	Canoo Inc	95-65-61	1%	17%	-53%	9Weakest	GOEV			
AUTOMOTIVE - Auto Manufacturers - Major	NIU	Niu Technologies	95-65-61	1%	10%	-32%	9Weakest	NIU			
AUTOMOTIVE - Auto Manufacturers - Major	LCID	Lucid Group Inc	95-65-61	7%	7%	-39%	9Weakest	LCID			
AUTOMOTIVE - Auto Manufacturers - Major	F	Ford Motor Co	95-65-61	30%	4%	-16%	9Weakest	F			
AUTOMOTIVE - Auto Manufacturers - Major	WKHS	Workhorse Group Inc	95-65-61	0%	2%	-59%	9Weakest	WKHS			
AUTOMOTIVE - Auto Manufacturers - Major	GM	General Motors Company	95-65-61	23%	2%	-19%	9Weakest	GM			
AUTOMOTIVE - Auto Manufacturers - Major	NIO	NIO Inc	95-65-61	11%	0%	-16%	9Weakest	NIO			
AUTOMOTIVE - Auto Manufacturers - Major	FSR	Fisker	95-65-61	0%	-18%	-45%	9Weakest	FSR			
AUTOMOTIVE - Auto Parts	MOD	Modine Manufacturing Co	11-61-61	97%	16%	49%	1Strongest	MOD-->	MOD-->	MOD-->	MOD-->	MOD-->			
AUTOMOTIVE - Auto Parts	PATK	Patrick Industries Inc	11-61-61	83%	8%	12%	1Strongest	PATK-->	PATK-->	PATK-->			
AUTOMOTIVE - Auto Parts	MLR	Miller Industries Inc	11-61-61	70%	6%	11%	1Strongest	MLR-->	MLR-->	MLR-->	MLR-->	MLR-->			
AUTOMOTIVE - Auto Parts	ALV	Autoliv Inc	11-61-61	91%	5%	11%	1Strongest	ALV-->	ALV-->	ALV-->			
AUTOMOTIVE - Auto Parts	APTV	Aptiv	95-61-61	32%	9%	-21%	9Weakest	APTV			
AUTOMOTIVE - Auto Parts	DAN	Dana Incorporated	95-61-61	37%	9%	-15%	9Weakest	DAN			
AUTOMOTIVE - Auto Parts	DORM	Dorman Products Inc	95-61-61	32%	6%	-14%	9Weakest	DORM			
AUTOMOTIVE - Auto Parts	VC	Visteon Corp	95-61-61	62%	6%	-15%	9Weakest	VC			
AUTOMOTIVE - Auto Parts	BWA	Borg Warner Inc	95-61-61	55%	5%	-17%	9Weakest	BWA			
AUTOMOTIVE - Auto Parts	THRM	Gentherm Inc.	95-61-61	28%	5%	-17%	9Weakest	THRM			
AUTOMOTIVE - Auto Parts	SUP	Superior Industries International Inc	95-61-61	22%	5%	-32%	9Weakest	SUP			
AUTOMOTIVE - Auto Parts	PLOW	Douglas Dynamics Inc	95-61-61	10%	4%	-11%	9Weakest	PLOW			
AUTOMOTIVE - Auto Parts	LKQ	LKQ Corp	95-61-61	69%	3%	-15%	9Weakest	LKQ			
AUTOMOTIVE - Auto Parts	SRI	Stoneridge Inc	95-61-61	12%	3%	-12%	9Weakest	SRI			
AUTOMOTIVE - Auto Parts	JCI	Johnson Controls Inc	95-61-61	49%	2%	-14%	9Weakest	JCI			
AUTOMOTIVE - Auto Parts	ADNT	Adient Plc	95-61-61	57%	2%	-14%	9Weakest	ADNT			
AUTOMOTIVE - Auto Parts	CAAS	China Automotive Systems Inc	95-61-61	19%	-5%	-35%	9Weakest	CAAS			
AUTOMOTIVE - Recreational Vehicles	FSS	Federal Signal Corp	15-61-61	100%	8%	20%	1Strongest	FSS			
AUTOMOTIVE - Recreational Vehicles	REVG	REV Group	11-61-61	68%	7%	22%	1Strongest	REVG-->	REVG-->	REVG-->	REVG-->	REVG-->			
AUTOMOTIVE - Recreational Vehicles	HOG	Harley-Davidson Inc	95-61-61	41%	9%	-16%	9Weakest	HOG			
AUTOMOTIVE - Recreational Vehicles	FOXF	Fox Factory Holding Corp	95-61-61	17%	8%	-40%	9Weakest	FOXF			
AUTOMOTIVE - Recreational Vehicles	MBUU	Malibu Boats Inc	95-61-61	39%	8%	-14%	9Weakest	MBUU			
AUTOMOTIVE - Recreational Vehicles	PII	Polaris Industries Inc	95-61-61	52%	5%	-15%	9Weakest	PII			
AUTOMOTIVE - Recreational Vehicles	MPX	Marine Products Corp	95-61-61	22%	2%	-30%	9Weakest	MPX			
AUTOMOTIVE - Trucks & Other Vehicles	PCAR	Paccar Inc	15-51-61	100%	4%	14%	1Strongest	PCAR			
AUTOMOTIVE - Trucks & Other Vehicles	SHYF	The Shyft Group Inc	95-51-61	8%	7%	-42%	9Weakest	SHYF			



Strongest to Weakest stocks ratio is 11:27 (18% and 44% of total) 11/08/23 to 11/15/23.

3. STRENGTH BY LOOKBACK PERIOD (with Best/Worst stocks)

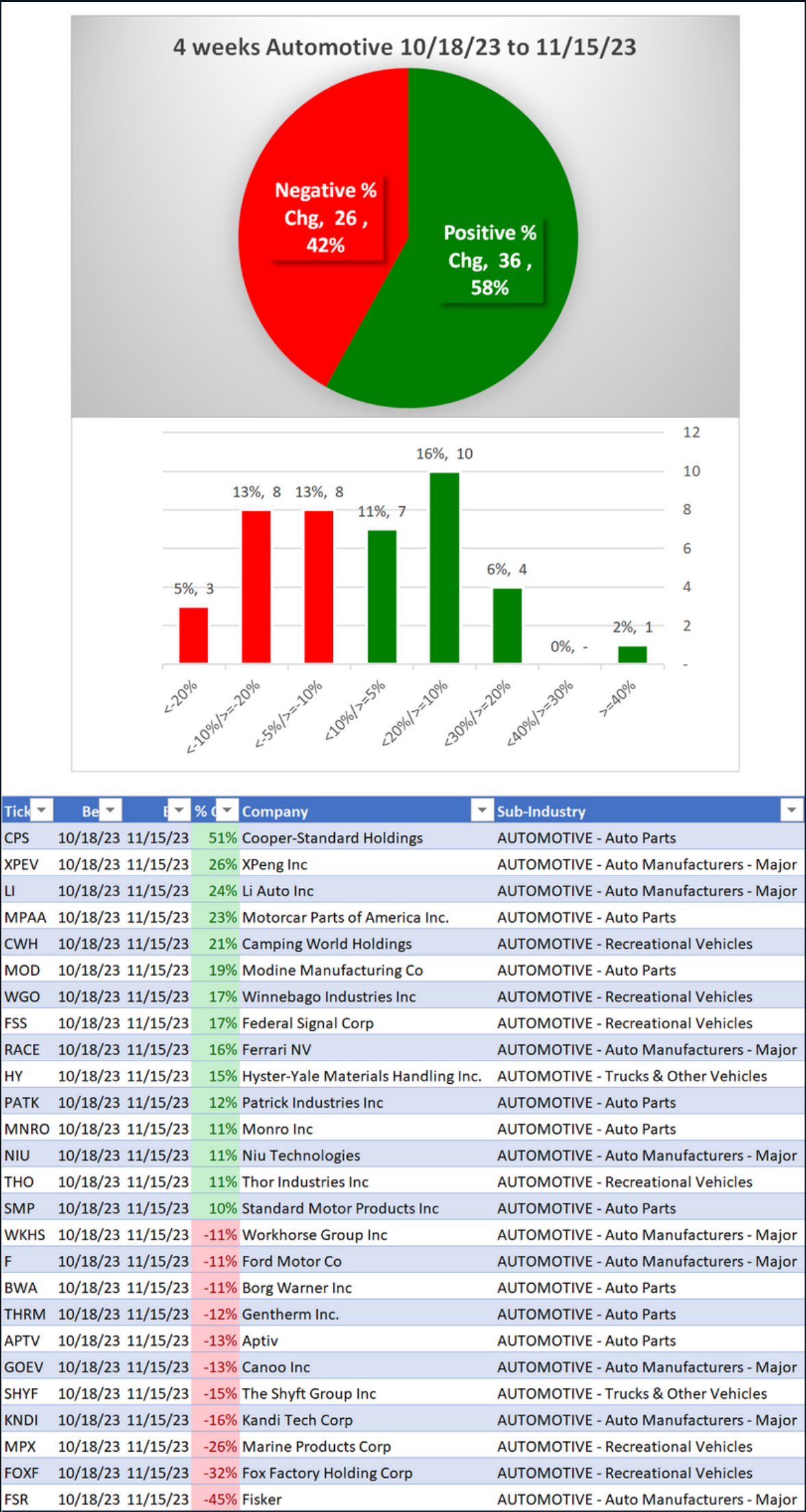
3A. Lookback 3 Months



1 stock >+20% and 11 stocks <-20% (2% and 18% of total) 08/17/23 to 11/15/23.

3. STRENGTH BY LOOKBACK PERIOD (with Best/Worst stocks)

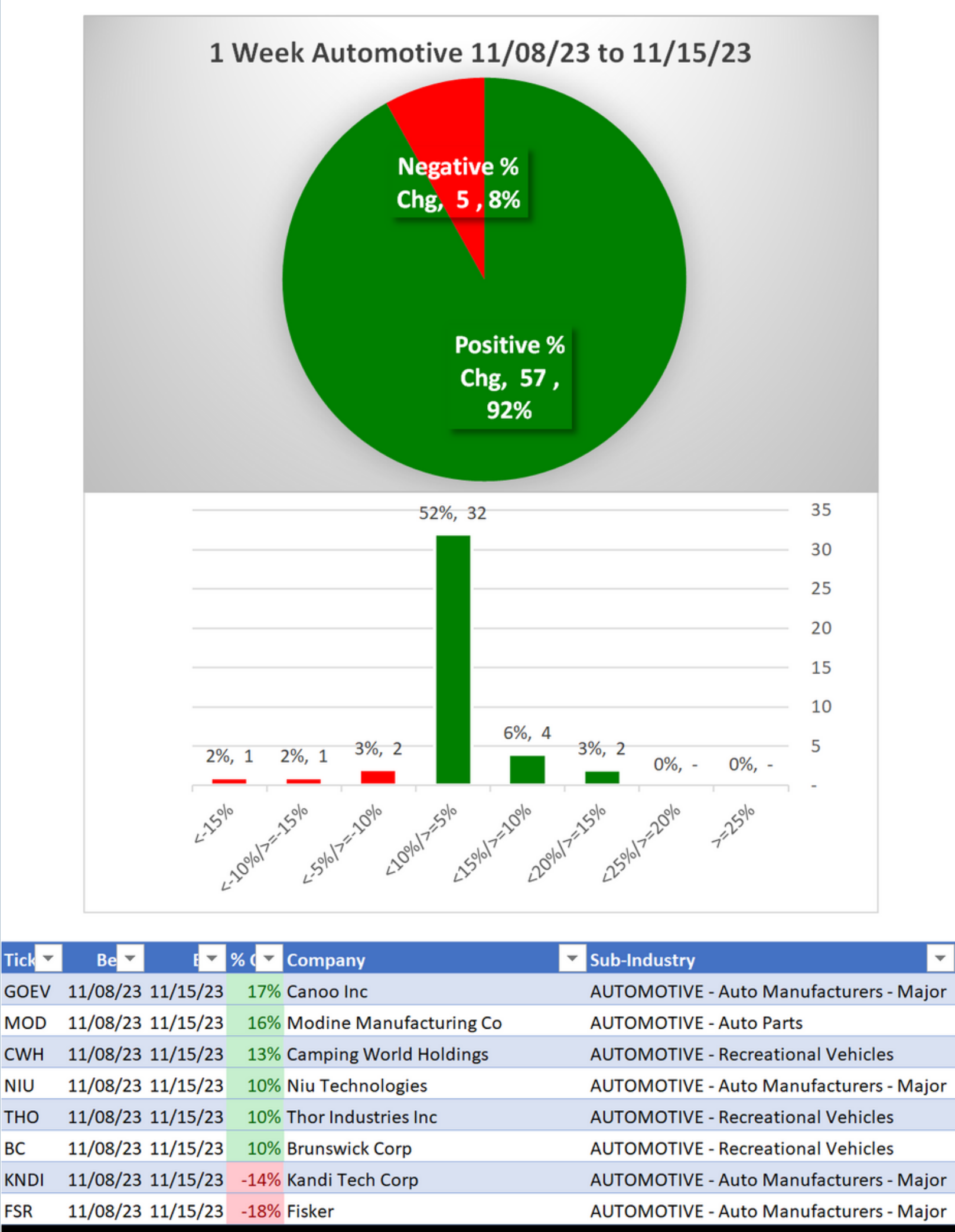
3B. Lookback 4 Weeks



15 stocks >+10% and 11 stocks <-10% (24% and 18% of total) 10/18/23 to 11/15/23.

3. STRENGTH BY LOOKBACK PERIOD (with Best/Worst stocks)

3C. Lookback 1 Week



6 stocks >+10% and 2 stocks <-10% (10% and 3% of total) 11/08/23 to 11/15/23.