

Industry Status: Automotive

1 week 10/25/23 to 11/01/23								
9Weakest	8VWeak	7Weaker	6Weak	5Avg	4Strong	3Stronger	2VStrong	1Strongest
.	.	62 AUTO
.	.	.	17 Major Mfrs
.	.	26 Auto Parts
.	.	14 Recreatnl Veh
.	.	5 Trucks/Other
.
.
.
.

November 1, 2023

UNCHANGED at **WEAKER** strength rating
(**7th** strongest of 9 levels)
previous move was **DOWN**

65% Weakest stocks but 40% positive stocks 1 wk vs. 11%/5% 4 wks/3 mos

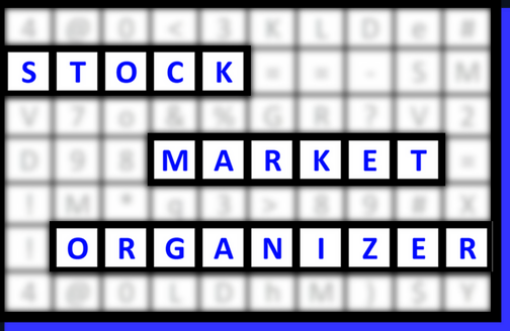


Table of Contents

1	1. INDUSTRY OVERVIEW	
	1A. Performance	
	1B. Background	
2	2. SUB-INDUSTRIES AND STOCK DETAIL	
	2A. Sub-Industries Overview	
	2B. Sub-Industries 10-Week Strengthening Analysis	
	2C. Stocks 1 Week Strongest and Weakest	
5	3. STRENGTH BY LOOKBACK PERIOD (with Best/Worst stocks)	
	3A. Lookback 3 Months	
	3B. Lookback 4 weeks	
	3C. Lookback 1 Week	

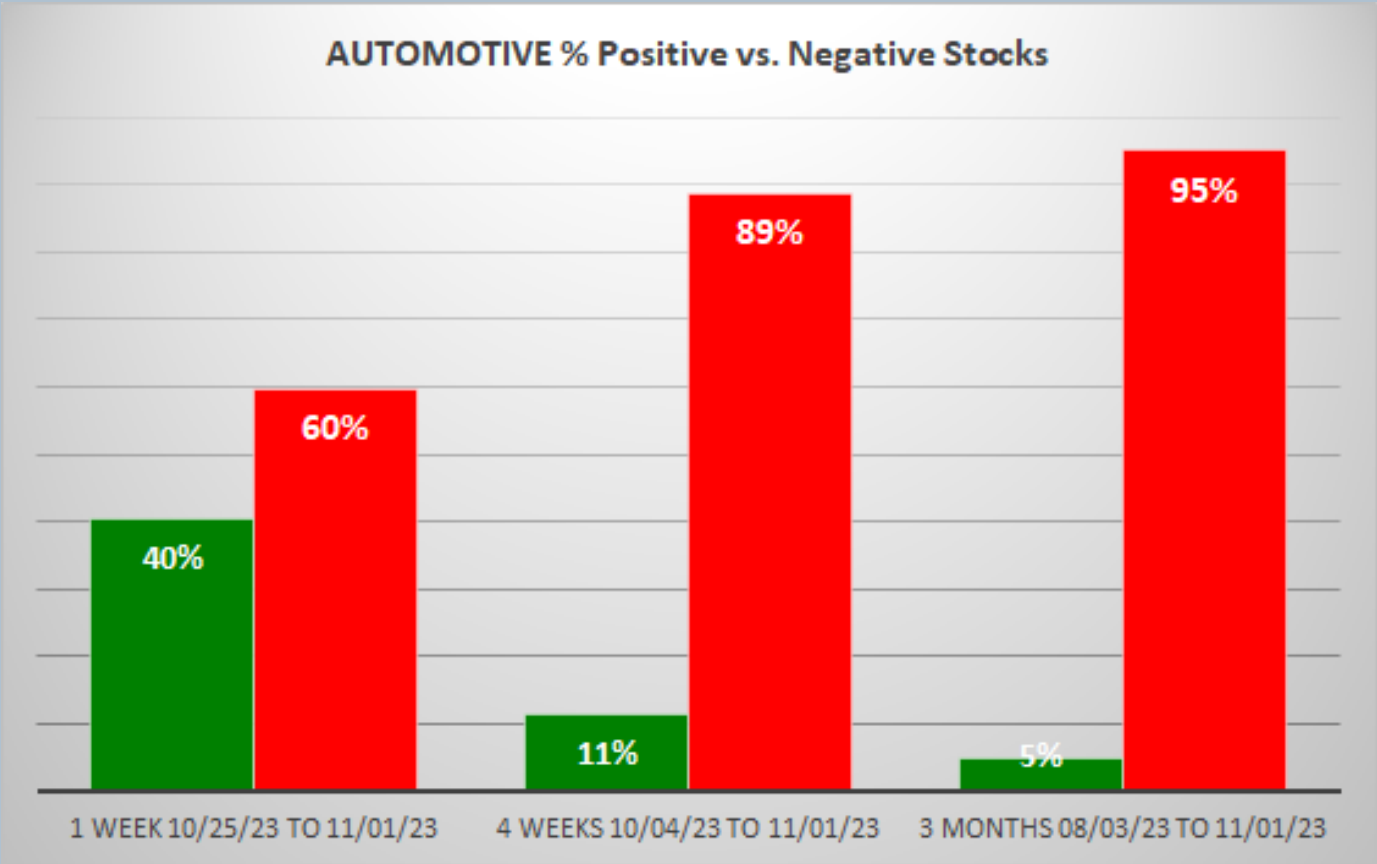
1. INDUSTRY OVERVIEW

1A. Performance

Past 10 Weeks Strengthening/Weakening week-by-week, per the following chart:

9Weakest	8VWeak	7Weaker	6Weak	5Avg	4Strong	3Stronger	2VStrong	1Strongest	Period
.	.	62 AUTO	7 Days - 10/25/23 to 11/01/23
.	.	62 AUTO	7 Days - 10/18/23 to 10/25/23
.	.	<-AUTO 62	<-AUTO 62	7 Days - 10/11/23 to 10/18/23
.	.	.	62 AUTO	7 Days - 10/04/23 to 10/11/23
.	.	.	62 AUTO	7 Days - 09/27/23 to 10/04/23
.	.	.	62 AUTO	7 Days - 09/20/23 to 09/27/23
.	.	.	62 AUTO	7 Days - 09/13/23 to 09/20/23
.	.	.	<-AUTO 62	<-AUTO 62	7 Days - 09/06/23 to 09/13/23
.	.	.	.	62 AUTO	7 Days - 08/30/23 to 09/06/23
.	.	.	.	62 AUTO	7 Days - 08/23/23 to 08/30/23

STRENGTHENING 1 Week vs. Mid- and Longer-Term // 1 week positive/negative stocks ratio is HIGHER than both 4 weeks and 3 Months, per the following chart:



1B. Background

Largest of 4 sub-industries (62 stocks, average 16):

- * Auto Parts (26 stocks)
- * Auto Manufacturers – Major (17 stocks)
- * Recreational Vehicles (14 stocks)

Top 10 by Market Capitalization:

TSLA/Tesla Inc, TM/Toyota Motor Corporation ADS, RACE/Ferrari NV, STLA/Stellantis N.V., HMC/Honda Motor Co. Ltd. ADS, F/Ford Motor Co, PCAR/Paccar Inc, GM/General Motors Company, LI/Li Auto Inc, JCI/Johnson Controls Inc

2. SUB-INDUSTRIES AND STOCKS DETAIL

2A. Sub-Industries Overview

Strengthened: 0/4 sub-industries

Weakened: 0/4 sub-industries

STRONGEST at Weak rating/6th strongest of 9 levels:

- * Auto Manufacturers – Major (17 stocks)

WEAKEST at Weaker rating/7th strongest of 9 levels:

- * Auto Parts (26 stocks)
- * Recreational Vehicles (14 stocks)
- * Trucks & Other Vehicles (5 stocks)

2B. Sub-Industries 10-Week Strengthening Analysis

What: recent week-by-week strength changes for the industry and its sub-industries

Why: objective measurement of strengthening and weakening enabling comparison within and across industries and sub-industries

INDUSTRY CURRENT PERIOD SUMMARY										1 week 10/25/23 to 11/01/23						
Length - Begin/End	Industry/Sub-Industry	Period	#	Min	Avg	Max	Status	9Weakest	8VWeak	7Weaker	6Weak	5Avg	4Strong	3Stronger	2VStrong	1Strongest
7 Days - 10/25/23 to 11/01/23	AUTOMOTIVE	Period 1 of 10 (Current)	62	-26%	-2%	12%	Unchanged			62 AUTO						
7 Days - 10/25/23 to 11/01/23	AUTOMOTIVE - Auto Manufacturers - Major	Period 1 of 10 (Current)	17	-14%	-1%	10%	Strengthened				17 Major Mfrs					
7 Days - 10/25/23 to 11/01/23	AUTOMOTIVE - Auto Parts	Period 1 of 10 (Current)	26	-26%	-3%	12%	Unchanged			26 Auto Parts						
7 Days - 10/25/23 to 11/01/23	AUTOMOTIVE - Recreational Vehicles	Period 1 of 10 (Current)	14	-16%	-2%	4%	Weakened			14 Recreatnl Veh						
7 Days - 10/25/23 to 11/01/23	AUTOMOTIVE - Trucks & Other Vehicles	Period 1 of 10 (Current)	5	-3%	1%	5%	Strengthened			5 Trucks/Other						
7 Days - 10/25/23 to 11/01/23	.	Period 1 of 10 (Current)
7 Days - 10/25/23 to 11/01/23	.	Period 1 of 10 (Current)
7 Days - 10/25/23 to 11/01/23	.	Period 1 of 10 (Current)
7 Days - 10/25/23 to 11/01/23	.	Period 1 of 10 (Current)
7 Days - 10/25/23 to 11/01/23	.	Period 1 of 10 (Current)
7 Days - 10/25/23 to 11/01/23	.	Period 1 of 10 (Current)
PREVIOUS WEEKS (EDUCATIONAL PURPOSES ONLY/NOT A STOCK OR INVESTMENT RECOMMENDATION)																
Length - Begin/End	Industry/Sub-Industry	Period	#	Min	Avg	Max	Status	9Weakest	8VWeak	7Weaker	6Weak	5Avg	4Strong	3Stronger	2VStrong	1Strongest
7 Days - 10/25/23 to 11/01/23	AUTOMOTIVE	Period 1 of 10 (Current)	62	-26%	-2%	12%	Unchanged			62 AUTO						
7 Days - 10/18/23 to 10/25/23	AUTOMOTIVE	Period 2 of 10	62	-15%	-5%	4%	Weakened				62 AUTO					
7 Days - 10/11/23 to 10/18/23	AUTOMOTIVE	Period 3 of 10	62	-19%	-5%	2%	Weakened			<-AUTO 62	<-AUTO 62					
7 Days - 10/04/23 to 10/11/23	AUTOMOTIVE	Period 4 of 10	62	-14%	2%	17%	Strengthened				62 AUTO					
7 Days - 09/27/23 to 10/04/23	AUTOMOTIVE	Period 5 of 10	62	-14%	-1%	9%	Unchanged				62 AUTO					
7 Days - 09/20/23 to 09/27/23	AUTOMOTIVE	Period 6 of 10	62	-18%	-2%	10%	Weakened				62 AUTO					
7 Days - 09/13/23 to 09/20/23	AUTOMOTIVE	Period 7 of 10	62	-19%	-1%	12%	Unchanged				62 AUTO					
7 Days - 09/06/23 to 09/13/23	AUTOMOTIVE	Period 8 of 10	62	-9%	-2%	8%	Weakened				<-AUTO 62	<-AUTO 62				
7 Days - 08/30/23 to 09/06/23	AUTOMOTIVE	Period 9 of 10	62	-16%	-2%	6%	Weakened					62 AUTO				
7 Days - 08/23/23 to 08/30/23	AUTOMOTIVE	Period 10 of 10	62	-14%	1%	26%	Unchanged					62 AUTO				
7 Days - 10/25/23 to 11/01/23	AUTOMOTIVE - Auto Manufacturers - Major	Period 1 of 10 (Current)	17	-14%	-1%	10%	Strengthened				17 Major Mfrs					
7 Days - 10/18/23 to 10/25/23	AUTOMOTIVE - Auto Manufacturers - Major	Period 2 of 10	17	-15%	-5%	4%	Weakened				17 Major Mfrs					
7 Days - 10/11/23 to 10/18/23	AUTOMOTIVE - Auto Manufacturers - Major	Period 3 of 10	17	-19%	-8%	-1%	Weakened				<-Major Mfrs 17	<-Major Mfrs 17				
7 Days - 10/04/23 to 10/11/23	AUTOMOTIVE - Auto Manufacturers - Major	Period 4 of 10	17	-14%	1%	17%	Weakened					17 Major Mfrs				
7 Days - 09/27/23 to 10/04/23	AUTOMOTIVE - Auto Manufacturers - Major	Period 5 of 10	17	-12%	-1%	9%	Strengthened				17 Major Mfrs->	17 Major Mfrs->				
7 Days - 09/20/23 to 09/27/23	AUTOMOTIVE - Auto Manufacturers - Major	Period 6 of 10	17	-18%	-3%	9%	Weakened				<-Major Mfrs 17	<-Major Mfrs 17				
7 Days - 09/13/23 to 09/20/23	AUTOMOTIVE - Auto Manufacturers - Major	Period 7 of 10	17	-19%	-4%	6%	Weakened					17 Major Mfrs				
7 Days - 09/06/23 to 09/13/23	AUTOMOTIVE - Auto Manufacturers - Major	Period 8 of 10	17	-9%	-1%	8%	Weakened					17 Major Mfrs				
7 Days - 08/30/23 to 09/06/23	AUTOMOTIVE - Auto Manufacturers - Major	Period 9 of 10	17	-16%	-2%	6%	Unchanged					17 Major Mfrs				
7 Days - 08/23/23 to 08/30/23	AUTOMOTIVE - Auto Manufacturers - Major	Period 10 of 10	17	-4%	4%	26%	Strengthened					17 Major Mfrs				
7 Days - 10/25/23 to 11/01/23	AUTOMOTIVE - Auto Parts	Period 1 of 10 (Current)	26	-26%	-3%	12%	Unchanged			26 Auto Parts						
7 Days - 10/18/23 to 10/25/23	AUTOMOTIVE - Auto Parts	Period 2 of 10	26	-10%	-3%	4%	Weakened				26 Auto Parts					
7 Days - 10/11/23 to 10/18/23	AUTOMOTIVE - Auto Parts	Period 3 of 10	26	-19%	-5%	2%	Weakened			<-Auto Parts 26	<-Auto Parts 26					
7 Days - 10/04/23 to 10/11/23	AUTOMOTIVE - Auto Parts	Period 4 of 10	26	-2%	3%	12%	Strengthened				26 Auto Parts->	26 Auto Parts->				
7 Days - 09/27/23 to 10/04/23	AUTOMOTIVE - Auto Parts	Period 5 of 10	26	-14%	-2%	5%	Weakened				<-Auto Parts 26	<-Auto Parts 26				
7 Days - 09/20/23 to 09/27/23	AUTOMOTIVE - Auto Parts	Period 6 of 10	26	-15%	-3%	10%	Weakened				26 Auto Parts					
7 Days - 09/13/23 to 09/20/23	AUTOMOTIVE - Auto Parts	Period 7 of 10	26	-4%	0%	9%	Strengthened				26 Auto Parts					
7 Days - 09/06/23 to 09/13/23	AUTOMOTIVE - Auto Parts	Period 8 of 10	26	-7%	-3%	0%	Weakened				<-Auto Parts 26	<-Auto Parts 26				
7 Days - 08/30/23 to 09/06/23	AUTOMOTIVE - Auto Parts	Period 9 of 10	26	-6%	-1%	4%	Strengthened				26 Auto Parts->	26 Auto Parts->				
7 Days - 08/23/23 to 08/30/23	AUTOMOTIVE - Auto Parts	Period 10 of 10	26	-10%	0%	5%	Weakened				<-Auto Parts 26	<-Auto Parts 26				
7 Days - 10/25/23 to 11/01/23	AUTOMOTIVE - Recreational Vehicles	Period 1 of 10 (Current)	14	-16%	-2%	4%	Weakened			14 Recreatnl Veh						
7 Days - 10/18/23 to 10/25/23	AUTOMOTIVE - Recreational Vehicles	Period 2 of 10	14	-15%	-6%	1%	Weakened				14 Recreatnl Veh					
7 Days - 10/11/23 to 10/18/23	AUTOMOTIVE - Recreational Vehicles	Period 3 of 10	14	-11%	-3%	2%	Weakened			<-Recreatnl Veh 14	<-Recreatnl Veh 14					
7 Days - 10/04/23 to 10/11/23	AUTOMOTIVE - Recreational Vehicles	Period 4 of 10	14	-3%	1%	6%	Strengthened				14 Recreatnl Veh					
7 Days - 09/27/23 to 10/04/23	AUTOMOTIVE - Recreational Vehicles	Period 5 of 10	14	-5%	0%	4%	Unchanged				14 Recreatnl Veh					
7 Days - 09/20/23 to 09/27/23	AUTOMOTIVE - Recreational Vehicles	Period 6 of 10	14	-5%	-2%	2%	Unchanged				14 Recreatnl Veh					
7 Days - 09/13/23 to 09/20/23	AUTOMOTIVE - Recreational Vehicles	Period 7 of 10	14	-6%	1%	12%	Unchanged				14 Recreatnl Veh					
7 Days - 09/06/23 to 09/13/23	AUTOMOTIVE - Recreational Vehicles	Period 8 of 10	14	-7%	-1%	7%	Weakened				14 Recreatnl Veh					
7 Days - 08/30/23 to 09/06/23	AUTOMOTIVE - Recreational Vehicles	Period 9 of 10	14	-8%	-4%	3%	Weakened				<-Recreatnl Veh 14	<-Recreatnl Veh 14				
7 Days - 08/23/23 to 08/30/23	AUTOMOTIVE - Recreational Vehicles	Period 10 of 10	14	-14%	-1%	4%	Unchanged					14 Recreatnl Veh				
7 Days - 10/25/23 to 11/01/23	AUTOMOTIVE - Trucks & Other Vehicles	Period 1 of 10 (Current)	5	-3%	1%	5%	Strengthened			5 Trucks/Other						
7 Days - 10/18/23 to 10/25/23	AUTOMOTIVE - Trucks & Other Vehicles	Period 2 of 10	5	-15%	-5%	1%	Weakened			<-Trucks/Other 5	<-Trucks/Other 5					
7 Days - 10/11/23 to 10/18/23	AUTOMOTIVE - Trucks & Other Vehicles	Period 3 of 10	5	-8%	-5%	-3%	Weakened				<-Trucks/Other 5	<-Trucks/Other 5				
7 Days - 10/04/23 to 10/11/23	AUTOMOTIVE - Trucks & Other Vehicles	Period 4 of 10	5	0%	2%	4%	Unchanged					5 Trucks/Other				
7 Days - 09/27/23 to 10/04/23	AUTOMOTIVE - Trucks & Other Vehicles	Period 5 of 10	5	-5%	0%	2%	Strengthened				5 Trucks/Other->	5 Trucks/Other->				
7 Days - 09/20/23 to 09/27/23	AUTOMOTIVE - Trucks & Other Vehicles	Period 6 of 10	5	-4%	-1%	1%	Weakened				5 Trucks/Other					
7 Days - 09/13/23 to 09/20/23	AUTOMOTIVE - Trucks & Other Vehicles	Period 7 of 10	5	-1%	1%	4%	Unchanged				5 Trucks/Other					
7 Days - 09/06/23 to 09/13/23	AUTOMOTIVE - Trucks & Other Vehicles	Period 8 of 10	5	-7%	-3%	1%	Weakened				<-Trucks/Other 5	<-Trucks/Other 5				
7 Days - 08/30/23 to 09/06/23	AUTOMOTIVE - Trucks & Other Vehicles	Period 9 of 10	5	-2%	-1%	2%	Unchanged					5 Trucks/Other				
7 Days - 08/23/23 to 08/30/23	AUTOMOTIVE - Trucks & Other Vehicles	Period 10 of 10	5	-3%	0%	4%	Weakened					5 Trucks/Other				

Green Highlight: Strengthened

Red Highlight: Weakened

No Highlight: Unchanged

2C. Stocks 1 Week Strongest and Weakest

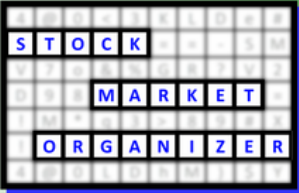
What: stocks currently rated Strongest/Weakest (highest/lowest of 9 strength ratings)

Why: most interesting stocks for available capital because

- the Strongest have the least amount of overhead supply to dampen breakouts while
- the Weakest may be prone to volatility, subject to big pops from bottom-fishing and short-covering BUT ALSO to bigger and faster falls.

(Not guaranteed and not a recommendation - weak stocks in weakening sub-industries may be better shorts than high-flyers.)

STOCK DETAIL (EDUCATIONAL PURPOSES ONLY/NOT FINANCIAL ADVICE)										1 week 10/25/23 to 11/01/23						
Sub-Industry	Ticker	Company	ID1	ID2	% Chg	ID3	Status	9Weakest	8VWeak	7Weaker	6Weak	5Avg	4Strong	3Stronger	2VStrong	1Strongest
AUTOMOTIVE - Auto Manufacturers - Major	TM	Toyota Motor Corporation ADS	11-61-75	75%	6%	20%	1Strongest	TM-->	TM-->	TM-->
AUTOMOTIVE - Auto Manufacturers - Major	STLA	Stellantis N.V.	15-61-75	81%	0%	7%	1Strongest	STLA
AUTOMOTIVE - Auto Manufacturers - Major	NIU	Niu Technologies	95-61-75	0%	4%	42%	9Weakest	NIU
AUTOMOTIVE - Auto Manufacturers - Major	WKHS	Workhorse Group Inc	95-61-75	0%	0%	53%	9Weakest	WKHS
AUTOMOTIVE - Auto Manufacturers - Major	NIO	NIO Inc	95-61-75	10%	-2%	23%	9Weakest	NIO
AUTOMOTIVE - Auto Manufacturers - Major	LCID	Lucid Group Inc	95-61-75	7%	-3%	44%	9Weakest	LCID
AUTOMOTIVE - Auto Manufacturers - Major	GM	General Motors Company	95-61-75	23%	-3%	21%	9Weakest	GM
AUTOMOTIVE - Auto Manufacturers - Major	GOEV	Canoo Inc	95-61-75	1%	-4%	59%	9Weakest	GOEV
AUTOMOTIVE - Auto Manufacturers - Major	FSR	Fisker	95-61-75	0%	14%	29%	9Weakest	FSR
AUTOMOTIVE - Auto Manufacturers - Major	F	Ford Motor Co	95-61-75	27%	14%	21%	9Weakest	F
AUTOMOTIVE - Auto Parts	MPAA	Motorcar Parts of America Inc.	95-75-75	13%	9%	13%	9Weakest	MPAA
AUTOMOTIVE - Auto Parts	CPS	Cooper-Standard Holdings	95-75-75	12%	8%	13%	9Weakest	CPS
AUTOMOTIVE - Auto Parts	JCI	Johnson Controls Inc	95-75-75	45%	3%	18%	9Weakest	JCI
AUTOMOTIVE - Auto Parts	SUP	Superior Industries International Inc	95-75-75	21%	2%	36%	9Weakest	SUP
AUTOMOTIVE - Auto Parts	CAAS	China Automotive Systems Inc	95-75-75	19%	1%	39%	9Weakest	CAAS
AUTOMOTIVE - Auto Parts	LEA	Lear Corporation	95-75-75	45%	0%	6%	9Weakest	LEA
AUTOMOTIVE - Auto Parts	SRI	Stoneridge Inc	95-75-75	10%	-1%	17%	9Weakest	SRI
AUTOMOTIVE - Auto Parts	ADNT	Adient Plc	95-75-75	58%	-2%	14%	9Weakest	ADNT
AUTOMOTIVE - Auto Parts	BWA	Borg Warner Inc	99-75-75	65%	-3%	10%	9Weakest	<---BWA		
AUTOMOTIVE - Auto Parts	APTIV	Aptiv	95-75-75	36%	-4%	17%	9Weakest	APTIV
AUTOMOTIVE - Auto Parts	MNRO	Monro Inc	95-75-75	0%	-6%	40%	9Weakest	MNRO
AUTOMOTIVE - Auto Parts	LKQ	LKQ Corp	95-75-75	63%	-8%	21%	9Weakest	LKQ
AUTOMOTIVE - Auto Parts	QS	QuantumScape	95-75-75	4%	-9%	33%	9Weakest	QS
AUTOMOTIVE - Auto Parts	VC	Visteon Corp	95-75-75	55%	-9%	22%	9Weakest	VC
AUTOMOTIVE - Auto Parts	AXL	American Axle & Manufact	95-75-75	26%	-10%	19%	9Weakest	AXL
AUTOMOTIVE - Auto Parts	DAN	Dana Incorporated	95-75-75	29%	-11%	27%	9Weakest	DAN
AUTOMOTIVE - Auto Parts	DORM	Dorman Products Inc	95-75-75	24%	-11%	22%	9Weakest	DORM
AUTOMOTIVE - Auto Parts	PLOW	Douglas Dynamics Inc	95-75-75	2%	-13%	21%	9Weakest	PLOW
AUTOMOTIVE - Auto Parts	THRM	Gentherm Inc.	95-75-75	15%	-26%	34%	9Weakest	THRM
AUTOMOTIVE - Recreational Vehicles	WGO	Winnebago Industries Inc	95-79-75	58%	4%	3%	9Weakest	WGO
AUTOMOTIVE - Recreational Vehicles	LCII	LCI Industries	99-79-75	51%	4%	5%	9Weakest	<---LCII		
AUTOMOTIVE - Recreational Vehicles	BC	Brunswick Corp	95-79-75	48%	2%	14%	9Weakest	BC
AUTOMOTIVE - Recreational Vehicles	CWH	Camping World Holdings	95-79-75	30%	1%	28%	9Weakest	CWH
AUTOMOTIVE - Recreational Vehicles	PII	Polaris Industries Inc	95-79-75	44%	0%	22%	9Weakest	PII
AUTOMOTIVE - Recreational Vehicles	DOOO	BRP Inc	95-79-75	63%	-1%	14%	9Weakest	DOOO
AUTOMOTIVE - Recreational Vehicles	MCFT	MCBC Holdings Inc	95-79-75	53%	-1%	25%	9Weakest	MCFT
AUTOMOTIVE - Recreational Vehicles	FOXF	Fox Factory Holding Corp	95-79-75	30%	-3%	24%	9Weakest	FOXF
AUTOMOTIVE - Recreational Vehicles	MBUU	Malibu Boats Inc	95-79-75	36%	-5%	19%	9Weakest	MBUU
AUTOMOTIVE - Recreational Vehicles	HOG	Harley-Davidson Inc	95-79-75	33%	-5%	25%	9Weakest	HOG
AUTOMOTIVE - Recreational Vehicles	MPX	Marine Products Corp	95-79-75	19%	-16%	33%	9Weakest	MPX
AUTOMOTIVE - Trucks & Other Vehicles	WNC	Wabash National Corp	95-71-75	63%	4%	11%	9Weakest	WNC
AUTOMOTIVE - Trucks & Other Vehicles	SHYF	The Shyft Group Inc	95-71-75	7%	-3%	17%	9Weakest	SHYF

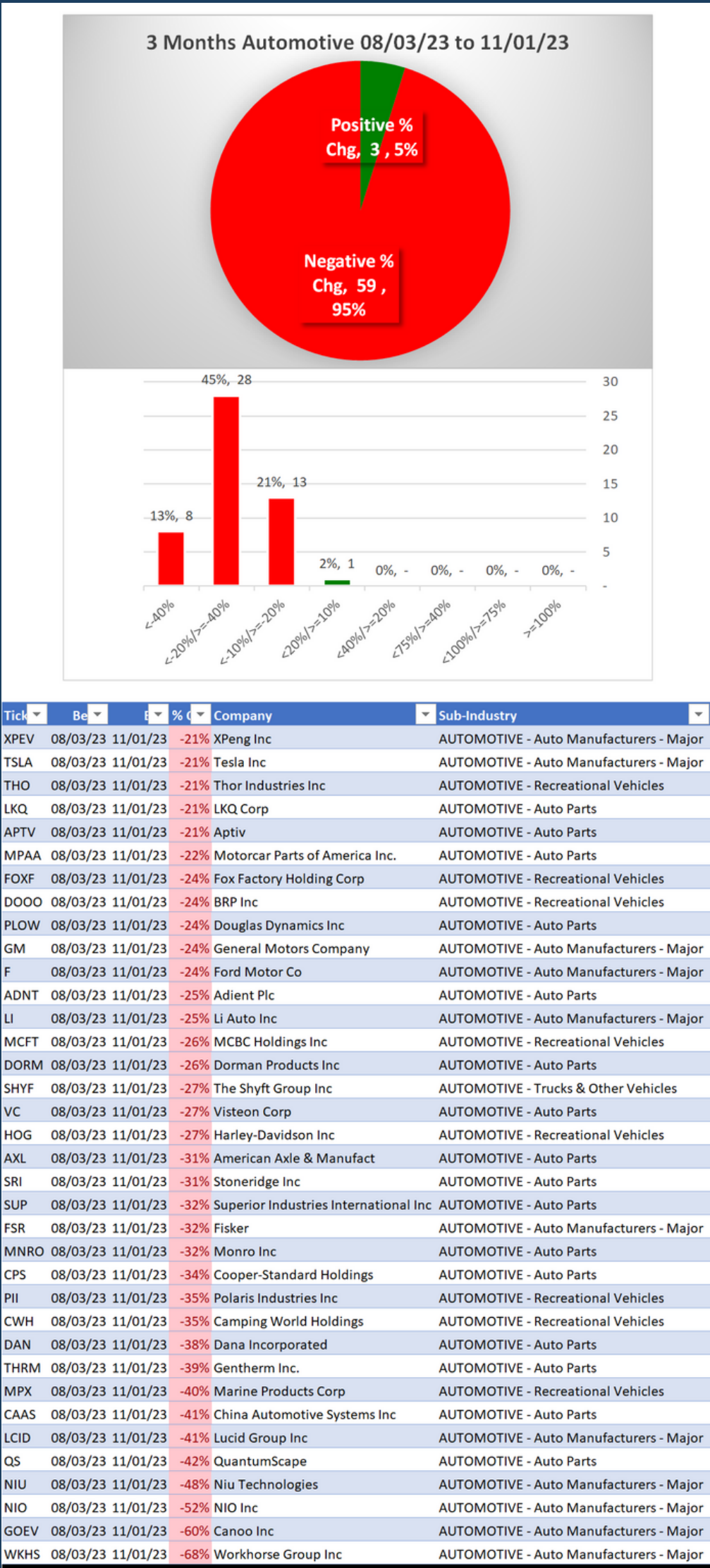


Strongest to Weakest stocks ratio is 2:40 (3% and 65% of total) 10/25/23 to 11/01/23.

Green Highlight: Strengthened
Red Highlight: Weakened
No Highlight: Unchanged

3. STRENGTH BY LOOKBACK PERIOD (with Best/Worst stocks)

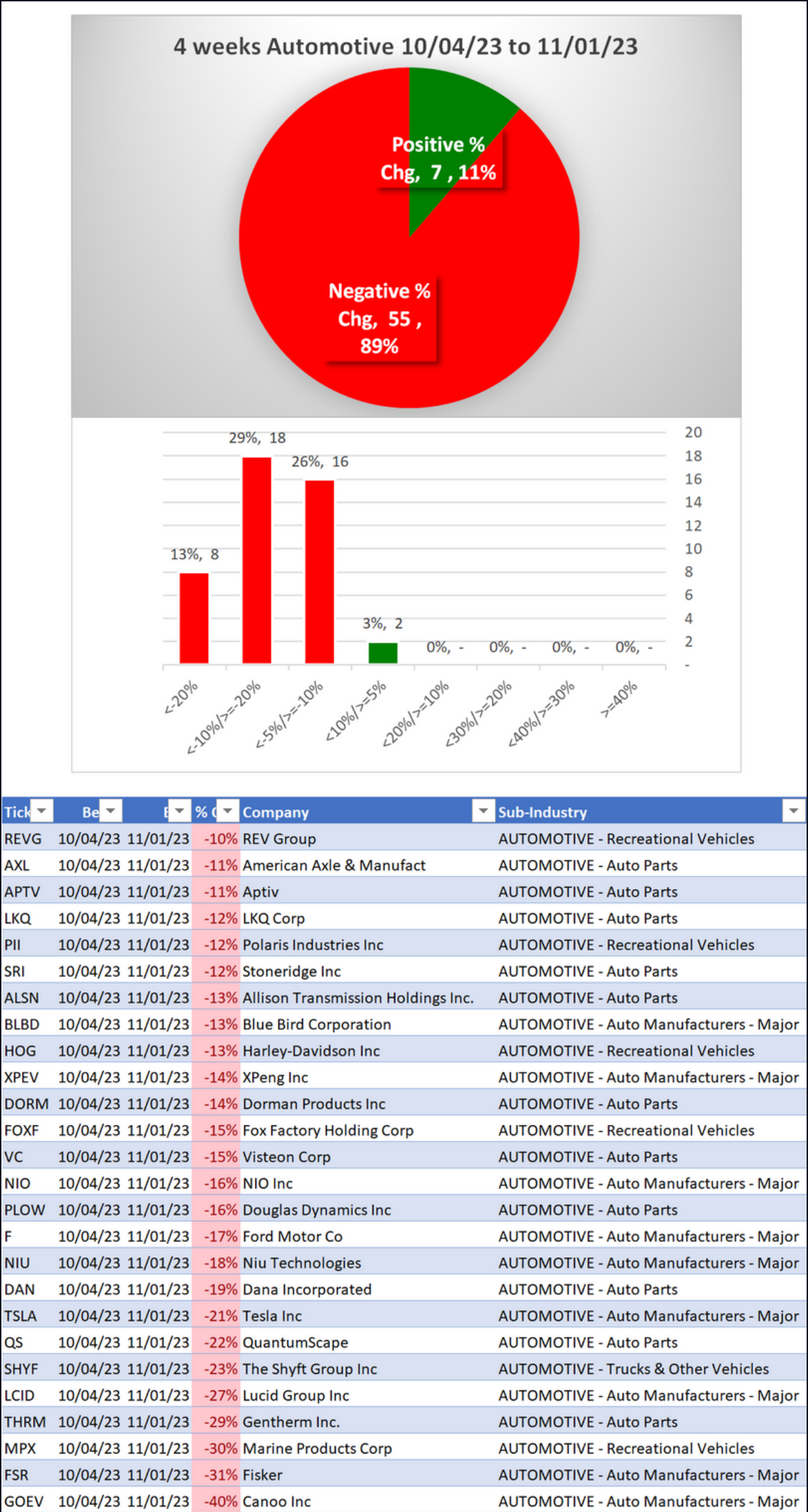
3A. Lookback 3 Months



0 stocks >+20% and 36 stocks <-20% (0% and 58% of total) 08/03/23 to 11/01/23.

3. STRENGTH BY LOOKBACK PERIOD (with Best/Worst stocks)

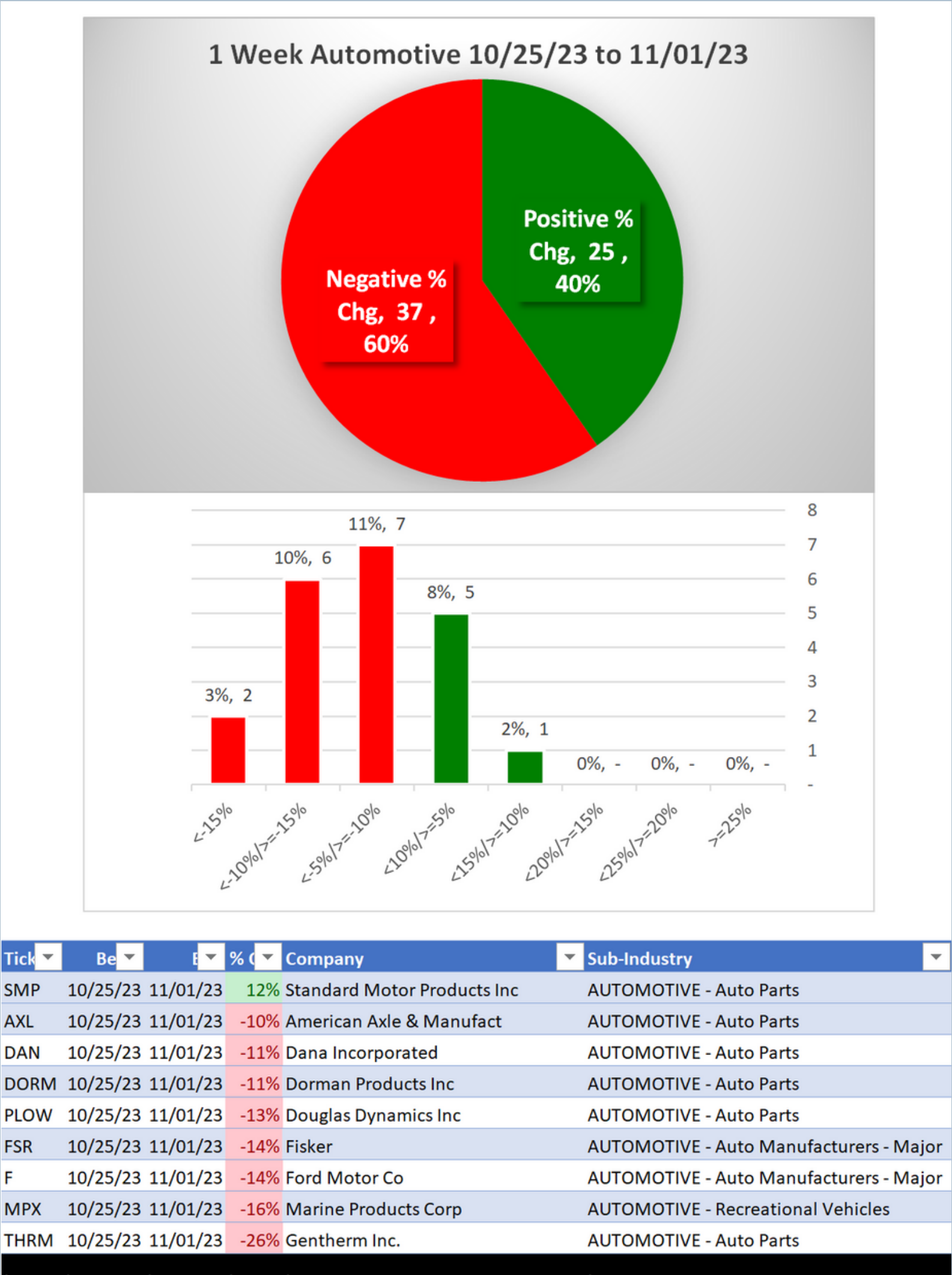
3B. Lookback 4 Weeks



0 stocks >+10% and 26 stocks <-10% (0% and 42% of total) 10/04/23 to 11/01/23.

3. STRENGTH BY LOOKBACK PERIOD (with Best/Worst stocks)

3C. Lookback 1 Week



1 stock >+10% and 8 stocks <-10% (2% and 13% of total) 10/25/23 to 11/01/23.