

Industry Status: Telecommunications

1 week 10/05/23 to 10/12/23								
9Weakest	8VWeak	7Weaker	6Weak	5Avg	4Strong	3Stronger	2VStrong	1Strongest
.	.	50 TELCO->	50 TELCO->
.	.	25 Comm Equip
.	.	6 Div Comms
.	.	6 Dmstic Telco
.	.	.	.	1 Foreign Telco->	1 Foreign Telco->	1 Foreign Telco->	.	.
.	.	.	12 Wireless Comm
.
.
.

October 12, 2023

UP +1 to WEAK strength rating
(6th strongest of 9 levels),
previous move was DOWN

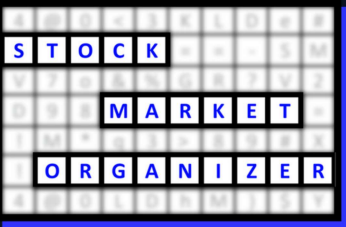


Table of Contents

1	1. INDUSTRY OVERVIEW	
		1A. Performance
		1B. Background
2	2. SUB-INDUSTRIES AND STOCK DETAIL	
		2A. Sub-Industries Overview
		2B. Sub-Industries 10-Week Strengthening Analysis
		2C. Stocks 1 Week Strongest and Weakest
5	3. STRENGTH BY LOOKBACK PERIOD (with Best/Worst stocks)	
		3A. Lookback 6 Months
		3B. Lookback 4 weeks
		3C. Lookback 1 Week

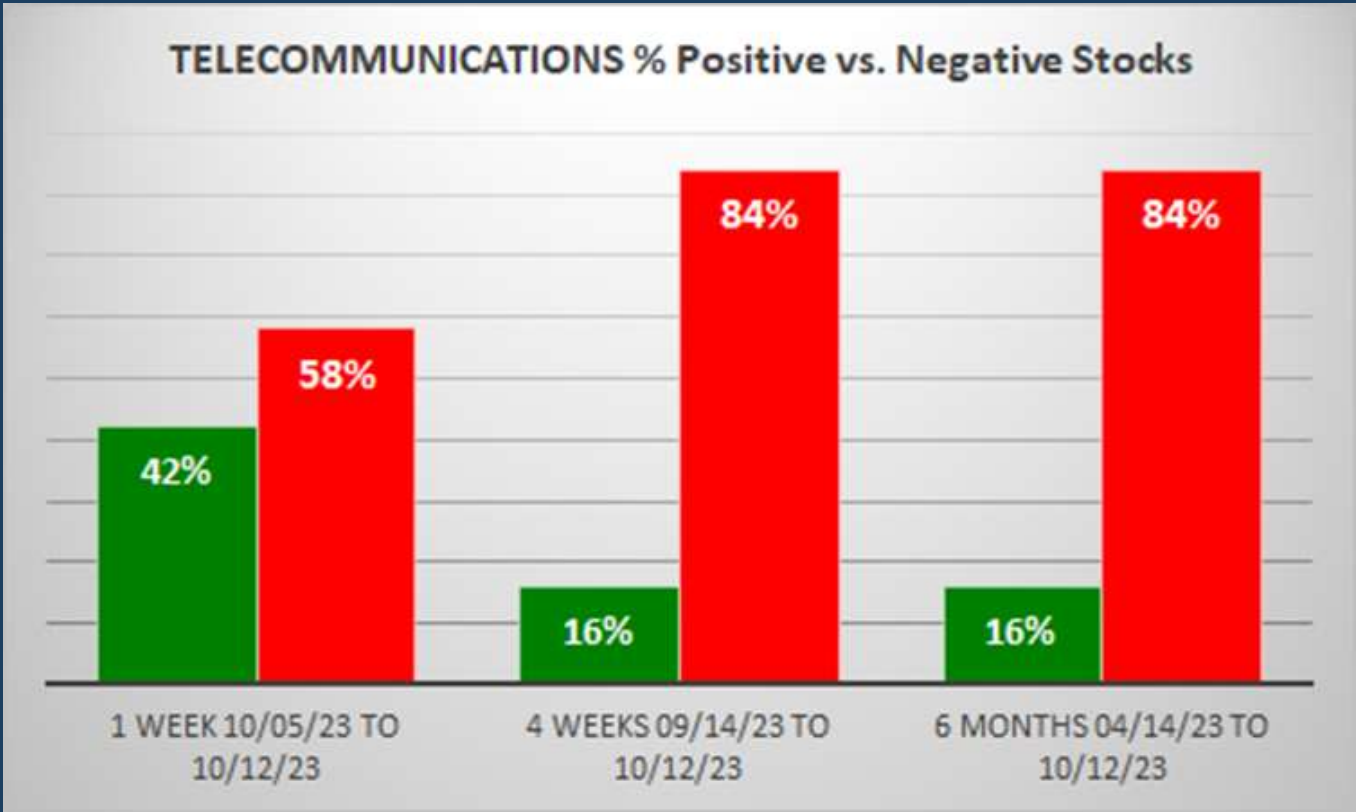
1. INDUSTRY OVERVIEW

1A. Performance

Past 10 Weeks Strengthening/Weakening week-by-week, per the following chart:

9Weakest	8VWeak	7Weaker	6Weak	5Avg	4Strong	3Stronger	2VStrong	1Strongest	Period
.	.	50 TELCO->	50 TELCO->	7 Days - 10/05/23 to 10/12/23
.	.	50 TELCO	7 Days - 09/28/23 to 10/05/23
.	.	<-TELCO 50	<-TELCO 50	7 Days - 09/21/23 to 09/28/23
.	.	.	50 TELCO	7 Days - 09/14/23 to 09/21/23
.	.	.	50 TELCO	7 Days - 09/07/23 to 09/14/23
.	.	.	50 TELCO	7 Days - 08/31/23 to 09/07/23
.	.	.	50 TELCO	7 Days - 08/24/23 to 08/31/23
.	.	.	50 TELCO	7 Days - 08/17/23 to 08/24/23
.	.	.	50 TELCO	7 Days - 08/10/23 to 08/17/23
.	.	.	50 TELCO	7 Days - 08/03/23 to 08/10/23

STRENGTHENING 1 Week vs. Mid- and Longer-Term // 1 week positive/negative stocks ratio is HIGHER than both 4 weeks and 6 Months, per the following chart:



1B. Background

Largest of 5 sub-industries (50 stocks, average 10):

- * Communication Equipment (25 stocks)
- * Wireless Communications (12 stocks)

Top 10 by Market Capitalization:

TMUS/T-Mobile US Inc., VZ/Verizon Communications, QCOM/Qualcomm Inc, T/AT&T Inc, MSI/Motorola Solutions Inc, CCI/Crown Castle Intl Corp, BCE/Bce Inc, LHX/L3Harris Technologies` Inc, ERIC/LM Ericsson Telephone Company, TU/Telus Corporation

2. SUB-INDUSTRIES AND STOCKS DETAIL

2A. Sub-Industries Overview

Strengthened: 1/5 sub-industries

Weakened: 0/5 sub-industries

STRONGEST at Stronger rating/3rd strongest of 9 levels:

- * Telecom Services – Foreign (1 stock)

WEAKEST at Weaker rating/7th strongest of 9 levels:

- * Communication Equipment (25 stocks)
- * Diversified Communication Services (6 stocks)
- * Telecom Services – Domestic (6 stocks)

2B. Sub-Industries 10-Week Strengthening Analysis

What: recent week-by-week strength changes for the industry and each underlying sub-industry

Why: objective measurement of strengthening and weakening enabling comparison within and across industries and sub-industries

INDUSTRY CURRENT PERIOD SUMMARY																	1 week 10/05/23 to 10/12/23									
Length - Begin/End	Industry/Sub-Industry	Period	#	Min	Avg	Max	Status	7Weakest	8VWeak	7Weaker	6Weak	5Avg	4Strong	3Stronger	2VStrong	1Strongest										
7 Days - 10/05/23 to 10/12/23	TELECOMMUNICATIONS	Period 1 of 10 (Current)	50	-11%	0%	10%	Strengthened			50 TELCO->	50 TELCO->															
7 Days - 10/05/23 to 10/12/23	TELECOMMUNICATIONS - Communication Equipment	Period 1 of 10 (Current)	25	-11%	0%	10%	Strengthened			25 Comm Equip																
7 Days - 10/05/23 to 10/12/23	TELECOMMUNICATIONS - Diversified Communication Services	Period 1 of 10 (Current)	6	-8%	-1%	5%	Strengthened			6 Div Comms																
7 Days - 10/05/23 to 10/12/23	TELECOMMUNICATIONS - Telecom Services - Domestic	Period 1 of 10 (Current)	6	-8%	0%	4%	Unchanged			6 Dmstic Telco																
7 Days - 10/05/23 to 10/12/23	TELECOMMUNICATIONS - Telecom Services - Foreign	Period 1 of 10 (Current)	1	2%	2%	2%	Strengthened						1 Foreign Telco->	1 Foreign Telco->	1 Foreign Telco->											
7 Days - 10/05/23 to 10/12/23	TELECOMMUNICATIONS - Wireless Communications	Period 1 of 10 (Current)	12	-8%	1%	7%	Strengthened				12 Wireless Comm															
7 Days - 10/05/23 to 10/12/23		Period 1 of 10 (Current)																								
7 Days - 10/05/23 to 10/12/23		Period 1 of 10 (Current)																								
7 Days - 10/05/23 to 10/12/23		Period 1 of 10 (Current)																								
PREVIOUS WEEKS (EDUCATIONAL PURPOSES ONLY/NOT A STOCK OR INVESTMENT RECOMMENDATION)																										
Length - Begin/End	Industry/Sub-Industry	Period	#	Min	Avg	Max	Status	7Weakest	8VWeak	7Weaker	6Weak	5Avg	4Strong	3Stronger	2VStrong	1Strongest										
7 Days - 10/05/23 to 10/12/23	TELECOMMUNICATIONS	Period 1 of 10 (Current)	50	-11%	0%	10%	Strengthened			50 TELCO->	50 TELCO->															
7 Days - 09/28/23 to 10/05/23	TELECOMMUNICATIONS	Period 2 of 10	50	-24%	-4%	21%	Weakened			50 TELCO																
7 Days - 09/21/23 to 09/28/23	TELECOMMUNICATIONS	Period 3 of 10	50	-11%	-2%	7%	Weakened			<TELCO 50	<TELCO 50															
7 Days - 09/14/23 to 09/21/23	TELECOMMUNICATIONS	Period 4 of 10	50	-11%	-3%	5%	Weakened				50 TELCO															
7 Days - 09/07/23 to 09/14/23	TELECOMMUNICATIONS	Period 5 of 10	50	-10%	2%	31%	Unchanged				50 TELCO															
7 Days - 08/31/23 to 09/07/23	TELECOMMUNICATIONS	Period 6 of 10	50	-16%	-4%	4%	Weakened				50 TELCO															
7 Days - 08/24/23 to 08/31/23	TELECOMMUNICATIONS	Period 7 of 10	50	-3%	5%	26%	Strengthened				50 TELCO															
7 Days - 08/17/23 to 08/24/23	TELECOMMUNICATIONS	Period 8 of 10	50	-12%	-1%	14%	Strengthened				50 TELCO															
7 Days - 08/10/23 to 08/17/23	TELECOMMUNICATIONS	Period 9 of 10	50	-13%	-3%	8%	Weakened				50 TELCO															
7 Days - 08/03/23 to 08/10/23	TELECOMMUNICATIONS	Period 10 of 10	50	-28%	4%	118%	Unchanged				50 TELCO															
7 Days - 10/05/23 to 10/12/23	TELECOMMUNICATIONS - Communication Equipment	Period 1 of 10 (Current)	25	-11%	0%	10%	Strengthened			25 Comm Equip																
7 Days - 09/28/23 to 10/05/23	TELECOMMUNICATIONS - Communication Equipment	Period 2 of 10	25	-24%	-6%	0%	Weakened			25 Comm Equip																
7 Days - 09/21/23 to 09/28/23	TELECOMMUNICATIONS - Communication Equipment	Period 3 of 10	25	-11%	-2%	3%	Weakened			25 Comm Equip																
7 Days - 09/14/23 to 09/21/23	TELECOMMUNICATIONS - Communication Equipment	Period 4 of 10	25	-11%	-3%	3%	Weakened			<Comm Equip 25	<Comm Equip 25															
7 Days - 09/07/23 to 09/14/23	TELECOMMUNICATIONS - Communication Equipment	Period 5 of 10	25	-10%	2%	31%	Unchanged				25 Comm Equip															
7 Days - 08/31/23 to 09/07/23	TELECOMMUNICATIONS - Communication Equipment	Period 6 of 10	25	-16%	-5%	1%	Weakened				25 Comm Equip															
7 Days - 08/24/23 to 08/31/23	TELECOMMUNICATIONS - Communication Equipment	Period 7 of 10	25	-3%	4%	22%	Strengthened				25 Comm Equip															
7 Days - 08/17/23 to 08/24/23	TELECOMMUNICATIONS - Communication Equipment	Period 8 of 10	25	-12%	-1%	14%	Strengthened			25 Comm Equip->	25 Comm Equip															
7 Days - 08/10/23 to 08/17/23	TELECOMMUNICATIONS - Communication Equipment	Period 9 of 10	25	-13%	-4%	7%	Weakened			<Comm Equip 25	<Comm Equip 25															
7 Days - 08/03/23 to 08/10/23	TELECOMMUNICATIONS - Communication Equipment	Period 10 of 10	25	-28%	-2%	23%	Weakened				25 Comm Equip															
7 Days - 10/05/23 to 10/12/23	TELECOMMUNICATIONS - Diversified Communication Services	Period 1 of 10 (Current)	6	-8%	-1%	5%	Strengthened			6 Div Comms																
7 Days - 09/28/23 to 10/05/23	TELECOMMUNICATIONS - Diversified Communication Services	Period 2 of 10	6	-24%	-2%	21%	Strengthened			6 Div Comms																
7 Days - 09/21/23 to 09/28/23	TELECOMMUNICATIONS - Diversified Communication Services	Period 3 of 10	6	-11%	-3%	1%	Weakened			<Div Comms 6	<Div Comms 6															
7 Days - 09/14/23 to 09/21/23	TELECOMMUNICATIONS - Diversified Communication Services	Period 4 of 10	6	-8%	-3%	0%	Weakened				6 Div Comms															
7 Days - 09/07/23 to 09/14/23	TELECOMMUNICATIONS - Diversified Communication Services	Period 5 of 10	6	-2%	3%	15%	Strengthened			6 Div Comms->	6 Div Comms->															
7 Days - 08/31/23 to 09/07/23	TELECOMMUNICATIONS - Diversified Communication Services	Period 6 of 10	6	-16%	-3%	4%	Weakened			<Div Comms 6	<Div Comms 6															
7 Days - 08/24/23 to 08/31/23	TELECOMMUNICATIONS - Diversified Communication Services	Period 7 of 10	6	-1%	5%	26%	Strengthened			6 Div Comms->	6 Div Comms->															
7 Days - 08/17/23 to 08/24/23	TELECOMMUNICATIONS - Diversified Communication Services	Period 8 of 10	6	-12%	-2%	2%	Strengthened			6 Div Comms	6 Div Comms															
7 Days - 08/10/23 to 08/17/23	TELECOMMUNICATIONS - Diversified Communication Services	Period 9 of 10	6	-13%	-3%	8%	Weakened			<Div Comms 6	<Div Comms 6															
7 Days - 08/03/23 to 08/10/23	TELECOMMUNICATIONS - Diversified Communication Services	Period 10 of 10	6	-21%	1%	13%	Strengthened				6 Div Comms															
7 Days - 10/05/23 to 10/12/23	TELECOMMUNICATIONS - Telecom Services - Domestic	Period 1 of 10 (Current)	6	-3%	0%	4%	Unchanged			6 Dmstic Telco																
7 Days - 09/28/23 to 10/05/23	TELECOMMUNICATIONS - Telecom Services - Domestic	Period 2 of 10	6	-2%	1%	5%	Weakened			<Dmstic Telco 6	<Dmstic Telco 6															
7 Days - 09/21/23 to 09/28/23	TELECOMMUNICATIONS - Telecom Services - Domestic	Period 3 of 10	6	-7%	-3%	2%	Strengthened			6 Dmstic Telco->	6 Dmstic Telco->															
7 Days - 09/14/23 to 09/21/23	TELECOMMUNICATIONS - Telecom Services - Domestic	Period 4 of 10	6	-4%	-2%	2%	Unchanged			6 Dmstic Telco																
7 Days - 09/07/23 to 09/14/23	TELECOMMUNICATIONS - Telecom Services - Domestic	Period 5 of 10	6	1%	2%	5%	Strengthened			6 Dmstic Telco																
7 Days - 08/31/23 to 09/07/23	TELECOMMUNICATIONS - Telecom Services - Domestic	Period 6 of 10	6	-10%	-6%	-1%	Weakened			<Dmstic Telco 6	<Dmstic Telco 6															
7 Days - 08/24/23 to 08/31/23	TELECOMMUNICATIONS - Telecom Services - Domestic	Period 7 of 10	6	-1%	2%	5%	Strengthened				6 Dmstic Telco															
7 Days - 08/17/23 to 08/24/23	TELECOMMUNICATIONS - Telecom Services - Domestic	Period 8 of 10	6	-3%	0%	2%	Unchanged				6 Dmstic Telco															
7 Days - 08/10/23 to 08/17/23	TELECOMMUNICATIONS - Telecom Services - Domestic	Period 9 of 10	6	-4%	0%	4%	Weakened				6 Dmstic Telco															
7 Days - 08/03/23 to 08/10/23	TELECOMMUNICATIONS - Telecom Services - Domestic	Period 10 of 10	6	0%	4%	15%	Strengthened			6 Dmstic Telco->	6 Dmstic Telco->															
7 Days - 10/05/23 to 10/12/23	TELECOMMUNICATIONS - Telecom Services - Foreign	Period 1 of 10 (Current)	1	2%	2%	2%	Strengthened			1 Foreign Telco->	1 Foreign Telco->															
7 Days - 09/28/23 to 10/05/23	TELECOMMUNICATIONS - Telecom Services - Foreign	Period 2 of 10	1	1%	1%	1%	Strengthened			1 Foreign Telco->	1 Foreign Telco->															
7 Days - 09/21/23 to 09/28/23	TELECOMMUNICATIONS - Telecom Services - Foreign	Period 3 of 10	1	1%	1%	1%	Strengthened			1 Foreign Telco->	1 Foreign Telco->															
7 Days - 09/14/23 to 09/21/23	TELECOMMUNICATIONS - Telecom Services - Foreign	Period 4 of 10	1	0%	0%	0%	Weakened			<Foreign Telco 1	<Foreign Telco 1															
7 Days - 09/07/23 to 09/14/23	TELECOMMUNICATIONS - Telecom Services - Foreign	Period 5 of 10	1	-4%	-4%	-4%	Weakened			1 Foreign Telco																
7 Days - 08/31/23 to 09/07/23	TELECOMMUNICATIONS - Telecom Services - Foreign	Period 6 of 10	1	0%	0%	0%	Unchanged			1 Foreign Telco																
7 Days - 08/24/23 to 08/31/23	TELECOMMUNICATIONS - Telecom Services - Foreign	Period 7 of 10	1	3%	3%	3%	Unchanged			1 Foreign Telco																
7 Days - 08/17/23 to 08/24/23	TELECOMMUNICATIONS - Telecom Services - Foreign	Period 8 of 10	1	1%	1%	1%	Strengthened			1 Foreign Telco																
7 Days - 08/10/23 to 08/17/23	TELECOMMUNICATIONS - Telecom Services - Foreign	Period 9 of 10	1	-1%	-1%	-1%	Weakened			<Foreign Telco 1	<Foreign Telco 1															
7 Days - 08/03/23 to 08/10/23	TELECOMMUNICATIONS - Telecom Services - Foreign	Period 10 of 10	1	-2%	-2%	-2%	Unchanged			1 Foreign Telco																
7 Days - 10/05/23 to 10/12/23	TELECOMMUNICATIONS - Wireless Communications	Period 1 of 10 (Current)	12	-8%	1%	7%	Strengthened				12 Wireless Comm															
7 Days - 09/28/23 to 10/05/23	TELECOMMUNICATIONS - Wireless Communications	Period 2 of 10	12	-13%	-4%	2%	Weakened				12 Wireless Comm															
7 Days - 09/21/23 to 09/28/23	TELECOMMUNICATIONS - Wireless Communications	Period 3 of 10	12	-8%	0%	7%	Unchanged				12 Wireless Comm															
7 Days - 09/14/23 to 09/21/23	TELECOMMUNICATIONS - Wireless Communications	Period 4 of 10	12	-10%	-2%	5%	Weakened				12 Wireless Comm															
7 Days - 09/07/23 to 09/14/23	TELECOMMUNICATIONS - Wireless Communications	Period 5 of 10	12	-8%	1%	7%	Strengthened				12 Wireless Comm-12 Wireless Comm-															
7 Days - 08/31/23 to 09/07/23	TELECOMMUNICATIONS - Wireless Communications	Period 6 of 10	12	-13%	-3%	3%	Weakened				12 Wireless Comm															
7 Days - 08/24/23 to 08/31/23	TELECOMMUNICATIONS - Wireless Communications	Period 7 of 10	12	0%	6%	21%	Strengthened				12 Wireless Comm															
7 Days - 08/17/23 to 08/24/23	TELECOMMUNICATIONS - Wireless Communications	Period 8 of 10	12	-7%	-2%	3%	Weakened			<Wireless Comm 12-Wireless Comm 12																
7 Days - 08/10/23 to 08/17/23	TELECOMMUNICATIONS - Wireless Communications	Period 9 of 10	12	-9%	-2%	8%	Weakened				12 Wireless Comm															
7 Days - 08/03/23 to 08/10/23	TELECOMMUNICATIONS - Wireless Communications	Period 10 of 10	12	-17%	19%	118%	Strengthened				12 Wireless Comm															

Green Highlight: Strengthened

Red Highlight: Weakened

No Highlight: Unchanged

3

October 12, 2023

For educational purposes only. Not a stock or investment recommendation.

2C. Stocks 1 Week Strongest and Weakest

What: stocks currently rated Strongest/Weakest (highest/lowest of 9 strength ratings)

Why: most interesting stocks for available capital because

- the Strongest have the least amount of overhead supply to dampen breakouts while
- the Weakest may be prone to volatility, subject to big pops from bottom-fishing and short-covering BUT ALSO to bigger and faster falls.

(Not guaranteed and not a recommendation – weak stocks in weakening sub-industries may be better shorts than high-flyers.)

Length - Begin/End	Sub-Industry	Ticker	Company	Score	5yr	% Chg	Strenatl	Status	1 week 10/05/23 to 10/12/23	7Weakest	8VWeak	7Weaker	6Weak	5Avg	4Strong	3Stronger	2VStrong	1Strongest
1 week 10/05/23 to 10/12/23	TELECOMMUNICATIONS - Communication Equipment	MSI	Motorola Solutions Inc	11-71-61	95%	6%	4%	1Strongest	-	-	-	-	-	-	-	-	-	-
1 week 10/05/23 to 10/12/23	TELECOMMUNICATIONS - Communication Equipment	VSAT	Viasat Inc	95-71-61	2%	9%	-49%	9Weakest	-	-	-	-	-	-	-	-	-	-
1 week 10/05/23 to 10/12/23	TELECOMMUNICATIONS - Communication Equipment	LHX	L3Harris Technologies' Inc	95-71-61	29%	8%	-10%	9Weakest	-	-	-	-	-	-	-	-	-	-
1 week 10/05/23 to 10/12/23	TELECOMMUNICATIONS - Communication Equipment	ERIC	LM Ericsson Telephone Company	95-71-61	1%	3%	-10%	9Weakest	-	-	-	-	-	-	-	-	-	-
1 week 10/05/23 to 10/12/23	TELECOMMUNICATIONS - Communication Equipment	CMTL	Comtech Telecommun Corp	95-71-61	0%	-1%	-28%	9Weakest	-	-	-	-	-	-	-	-	-	-
1 week 10/05/23 to 10/12/23	TELECOMMUNICATIONS - Communication Equipment	VIIV	Viavi Solutions Inc	95-71-61	0%	-2%	-21%	9Weakest	-	-	-	-	-	-	-	-	-	-
1 week 10/05/23 to 10/12/23	TELECOMMUNICATIONS - Communication Equipment	NTGR	Netgear	95-71-61	0%	-2%	-27%	9Weakest	-	-	-	-	-	-	-	-	-	-
1 week 10/05/23 to 10/12/23	TELECOMMUNICATIONS - Communication Equipment	KN	Knowles Corp	95-71-61	24%	-2%	-14%	9Weakest	-	-	-	-	-	-	-	-	-	-
1 week 10/05/23 to 10/12/23	TELECOMMUNICATIONS - Communication Equipment	ADTN	Adtran Inc	95-71-61	13%	-2%	-36%	9Weakest	-	-	-	-	-	-	-	-	-	-
1 week 10/05/23 to 10/12/23	TELECOMMUNICATIONS - Communication Equipment	INFN	Infinera Corporation	95-71-61	9%	-4%	-37%	9Weakest	-	-	-	-	-	-	-	-	-	-
1 week 10/05/23 to 10/12/23	TELECOMMUNICATIONS - Communication Equipment	AVNW	Aviat Networks Inc	95-71-61	63%	-4%	-14%	9Weakest	-	-	-	-	-	-	-	-	-	-
1 week 10/05/23 to 10/12/23	TELECOMMUNICATIONS - Communication Equipment	CLFD	Clearfield Inc	95-71-61	14%	-5%	-47%	9Weakest	-	-	-	-	-	-	-	-	-	-
1 week 10/05/23 to 10/12/23	TELECOMMUNICATIONS - Communication Equipment	AUDC	Audiocodes Ltd	95-71-61	3%	-5%	-26%	9Weakest	-	-	-	-	-	-	-	-	-	-
1 week 10/05/23 to 10/12/23	TELECOMMUNICATIONS - Communication Equipment	KVHI	Kvh Industries Inc	95-71-61	0%	-5%	-45%	9Weakest	-	-	-	-	-	-	-	-	-	-
1 week 10/05/23 to 10/12/23	TELECOMMUNICATIONS - Communication Equipment	ATEN	A10 Networks Inc	95-71-61	46%	-6%	-27%	9Weakest	-	-	-	-	-	-	-	-	-	-
1 week 10/05/23 to 10/12/23	TELECOMMUNICATIONS - Communication Equipment	DZSI	DZS Inc	95-71-61	0%	-11%	-74%	9Weakest	-	-	-	-	-	-	-	-	-	-
1 week 10/05/23 to 10/12/23	TELECOMMUNICATIONS - Diversified Communication S CCI	CC	Crown Castle Intl Corp	95-71-61	5%	5%	-21%	9Weakest	-	-	-	-	-	-	-	-	-	-
1 week 10/05/23 to 10/12/23	TELECOMMUNICATIONS - Diversified Communication S GOGO	GGO	Gogo Inc	95-71-61	46%	-1%	-22%	9Weakest	-	-	-	-	-	-	-	-	-	-
1 week 10/05/23 to 10/12/23	TELECOMMUNICATIONS - Diversified Communication S IROD	IRDM	Iridium Communications Inc	95-71-61	49%	-7%	-27%	9Weakest	-	-	-	-	-	-	-	-	-	-
1 week 10/05/23 to 10/12/23	TELECOMMUNICATIONS - Telecom Services - Domestic	SHEN	Shenandoah Telecomm	15-75-61	13%	-1%	11%	1Strongest	-	-	-	-	-	-	-	-	-	-
1 week 10/05/23 to 10/12/23	TELECOMMUNICATIONS - Telecom Services - Domestic	ATNI	ATN International Inc	95-75-61	6%	4%	-14%	9Weakest	-	-	-	-	-	-	-	-	-	-
1 week 10/05/23 to 10/12/23	TELECOMMUNICATIONS - Telecom Services - Domestic	BCE	Bce Inc	95-75-61	22%	1%	-14%	9Weakest	-	-	-	-	-	-	-	-	-	-
1 week 10/05/23 to 10/12/23	TELECOMMUNICATIONS - Telecom Services - Domestic	VZ	Verizon Communications	95-75-61	0%	-3%	-15%	9Weakest	-	-	-	-	-	-	-	-	-	-
1 week 10/05/23 to 10/12/23	TELECOMMUNICATIONS - Wireless Communications	TDS	Telephone & Data Systems Inc	11-61-61	37%	7%	51%	1Strongest	-	-	-	-	-	-	-	-	-	-
1 week 10/05/23 to 10/12/23	TELECOMMUNICATIONS - Wireless Communications	USM	U.S. Cellular Corp	15-61-61	62%	5%	68%	1Strongest	-	-	-	-	-	-	-	-	-	-
1 week 10/05/23 to 10/12/23	TELECOMMUNICATIONS - Wireless Communications	SPOK	Spok Holdings Inc	15-61-61	79%	1%	24%	1Strongest	-	-	-	-	-	-	-	-	-	-
1 week 10/05/23 to 10/12/23	TELECOMMUNICATIONS - Wireless Communications	RCI	Rogers Commun B Non-Votg	95-61-61	22%	2%	-14%	9Weakest	-	-	-	-	-	-	-	-	-	-
1 week 10/05/23 to 10/12/23	TELECOMMUNICATIONS - Wireless Communications	TU	Telus Corporation	95-61-61	22%	1%	-13%	9Weakest	-	-	-	-	-	-	-	-	-	-
1 week 10/05/23 to 10/12/23	TELECOMMUNICATIONS - Wireless Communications	ATUS	Altice USA Inc	95-61-61	2%	-1%	-13%	9Weakest	-	-	-	-	-	-	-	-	-	-
1 week 10/05/23 to 10/12/23	TELECOMMUNICATIONS - Wireless Communications	UI	Ubiquiti Inc	95-61-61	6%	-6%	-45%	9Weakest	-	-	-	-	-	-	-	-	-	-

Strongest to Weakest stocks ratio is 5:25 (10% and 50% of total) 10/05/23 to 10/12/23.

Green Highlight: Strengthened

Red Highlight: Weakened

No Highlight: Unchanged

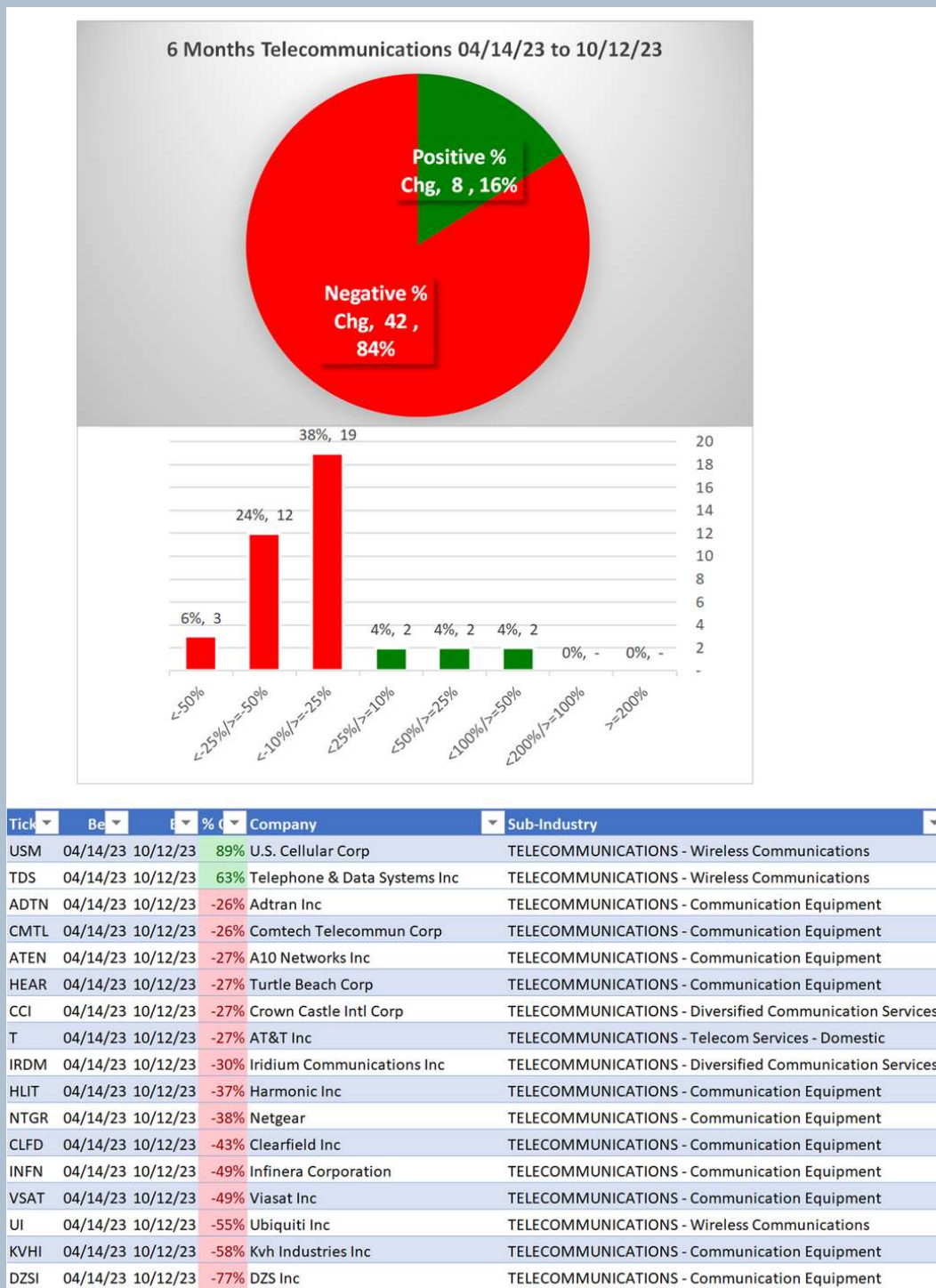
4

October 12, 2023

For educational purposes only. Not a stock or investment recommendation.

3. STRENGTH BY LOOKBACK PERIOD (with Best/Worst stocks)

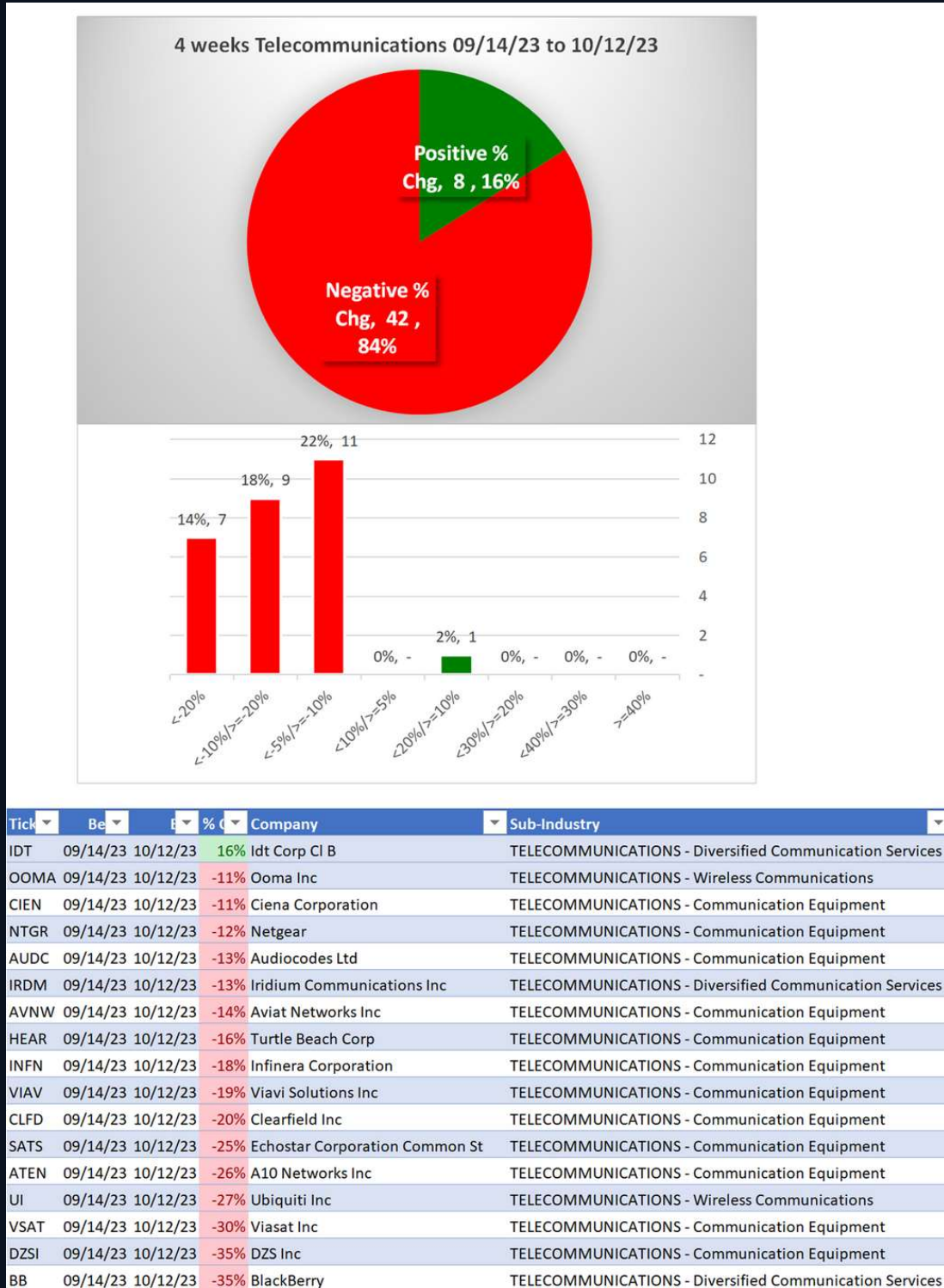
3A. Lookback 6 Months



2 stocks > +50% and 15 stocks < -25% (4% and 30% of total) 04/14/23 to 10/12/23.

3. STRENGTH BY LOOKBACK PERIOD (with Best/Worst stocks)

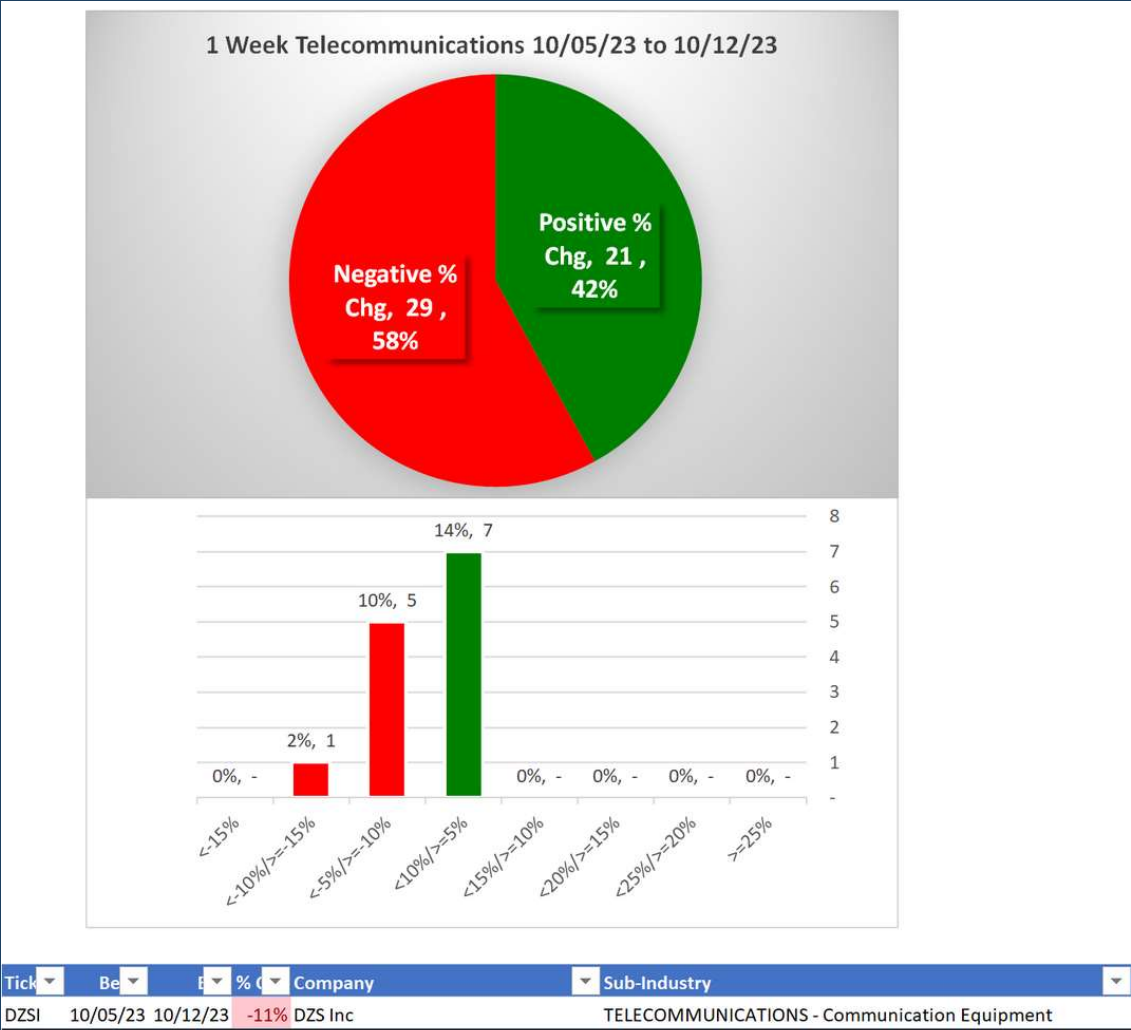
3B. Lookback 4 Weeks



1 stock >+10% and 16 stocks <-10% (2% and 32% of total) 09/14/23 to 10/12/23.

3. STRENGTH BY LOOKBACK PERIOD (with Best/Worst stocks)

3C. Lookback 1 Week



0 stocks >+10% and 1 stock <-10% (0% and 2% of total) 10/05/23 to 10/12/23.