



Industry Status: Real Estate

1 week 10/06/23 to 10/13/23

9Weakest	8VWeak	7Weaker	6Weak	5Avg	4Strong	3Stronger	2VStrong	1Strongest
.	.	190 REAL ESTATE
.	.	15 Mortg Inv
.	.	34 Mgt/Devt
.	.	51 Div/Inds REIT
.	.	.	15 Hlthcare REIT
.	.	13 Hotel REIT
.	.	15 Office REIT
.	.	27 Resi REIT
.	.	20 Retail REIT
.

October 13, 2023

Unchanged at **WEAKER** strength rating
(**7th** strongest of 9 levels),
previous move was **DOWN**



Table of Contents

1	1. INDUSTRY OVERVIEW	
		1A. Performance
		1B. Background
2	2. SUB-INDUSTRIES AND STOCK DETAIL	
		2A. Sub-Industries Overview
		2B. Sub-Industries 10-Week Strengthening Analysis
		2C. Stocks 1 Week Strongest and Weakest
5	3. STRENGTH BY LOOKBACK PERIOD (with Best/Worst stocks)	
		3A. Lookback 6 Months
		3B. Lookback 4 weeks
		3C. Lookback 1 Week

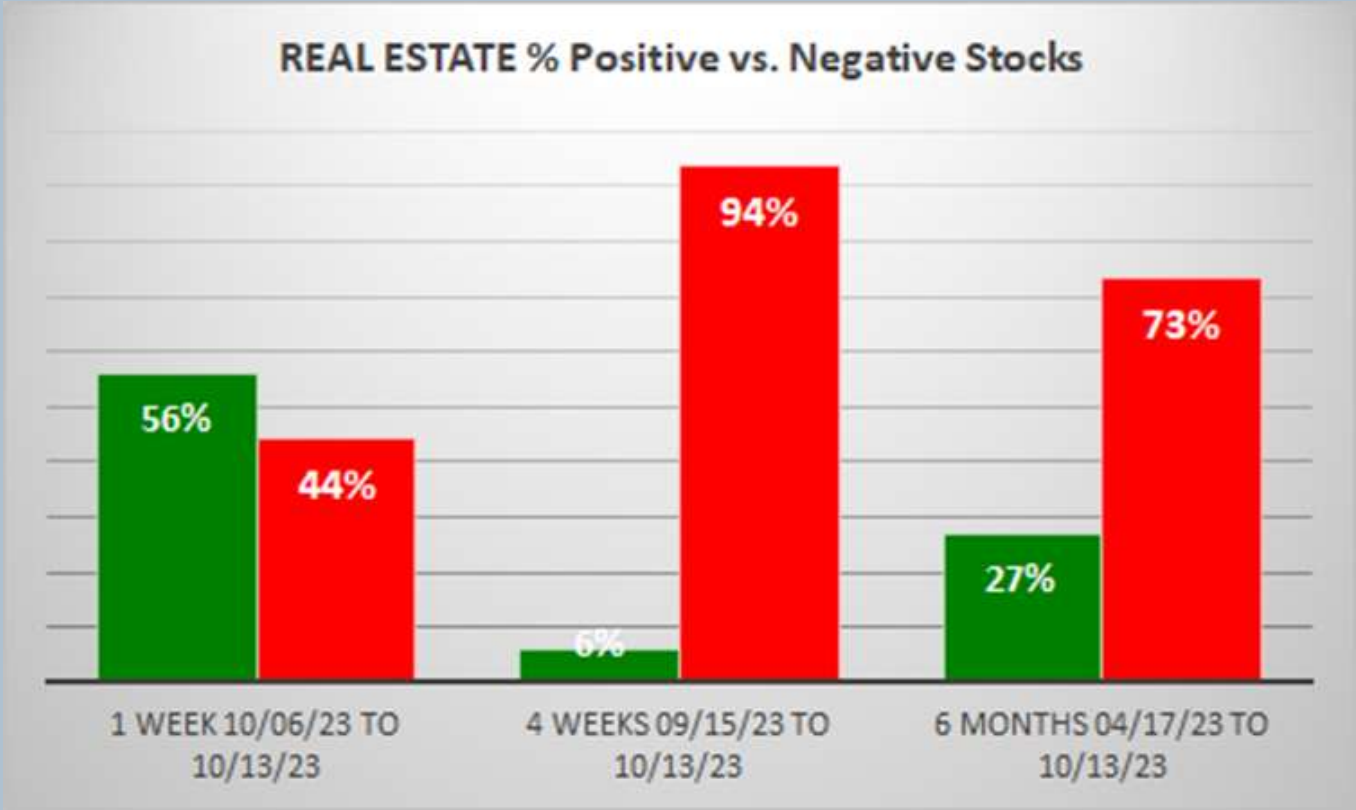
1. INDUSTRY OVERVIEW

1A. Performance

Past 10 Weeks Strengthening/Weakening week-by-week, per the following chart:

9Weakest	8VWeak	7Weaker	6Weak	5Avg	4Strong	3Stronger	2VStrong	1Strongest	Period
.	.	190 REAL ESTATE	7 Days - 10/06/23 to 10/13/23
.	.	190 REAL ESTATE	7 Days - 09/29/23 to 10/06/23
.	.	190 REAL ESTATE	7 Days - 09/22/23 to 09/29/23
.	.	<-REAL ESTATE 190	<-REAL ESTATE 190	<-REAL ESTATE 190	7 Days - 09/15/23 to 09/22/23
.	.	.	190 REAL ESTATE->	190 REAL ESTATE->	7 Days - 09/08/23 to 09/15/23
.	.	.	<-REAL ESTATE 190	<-REAL ESTATE 190	7 Days - 09/01/23 to 09/08/23
.	.	.	190 REAL ESTATE->	190 REAL ESTATE->	7 Days - 08/25/23 to 09/01/23
.	.	.	190 REAL ESTATE	7 Days - 08/18/23 to 08/25/23
.	.	.	<-REAL ESTATE 192	<-REAL ESTATE 192	7 Days - 08/11/23 to 08/18/23
.	.	.	.	192 REAL ESTATE	7 Days - 08/04/23 to 08/11/23

STRENGTHENING 1 Week vs. Mid- and Longer-Term // 1 week positive/negative stocks ratio is HIGHER than both 4 weeks and 6 Months, per the following chart:



1B. Background

Largest of 8 sub-industries (190 stocks, average 24):

- * REIT – Diversified/Industrial (51 stocks)
- * Property Management/Development (34 stocks)
- * REIT – Residential (27 stocks)
- * REIT – Retail (20 stocks)

Top 10 by Market Capitalization:

PLD/ProLogis Inc, AMT/American Tower Corp, BN/Brookfield Corporation, PSA/Public Storage, WELL/Welltower Inc, SPG/Simon Property Group, DLR/Digital Realty Trust Inc, O/Realty Income Corp, CSGP/Costar Group Inc, AVB/Avalonbay Communities

2. SUB-INDUSTRIES AND STOCKS DETAIL

2A. Sub-Industries Overview

Strengthened: 0/8 sub-industries

Weakened: 0/8 sub-industries

STRONGEST at Weak rating/6th strongest of 9 levels:

- * REIT – Healthcare Facilities (15 stocks)

WEAKEST at Weaker rating/7th strongest of 9 levels:

- * Mortgage Investment (15 stocks)
- * Property Management/Development (34 stocks)
- * REIT – Diversified/Industrial (51 stocks)
- * REIT – Hotel/Motel (13 stocks)
- * REIT – Office (15 stocks)
- * REIT – Residential (27 stocks)
- * REIT – Retail (20 stocks)

2B. Sub-Industries 10-Week Strengthening Analysis

What: recent week-by-week strength changes for the industry and each underlying sub-industry

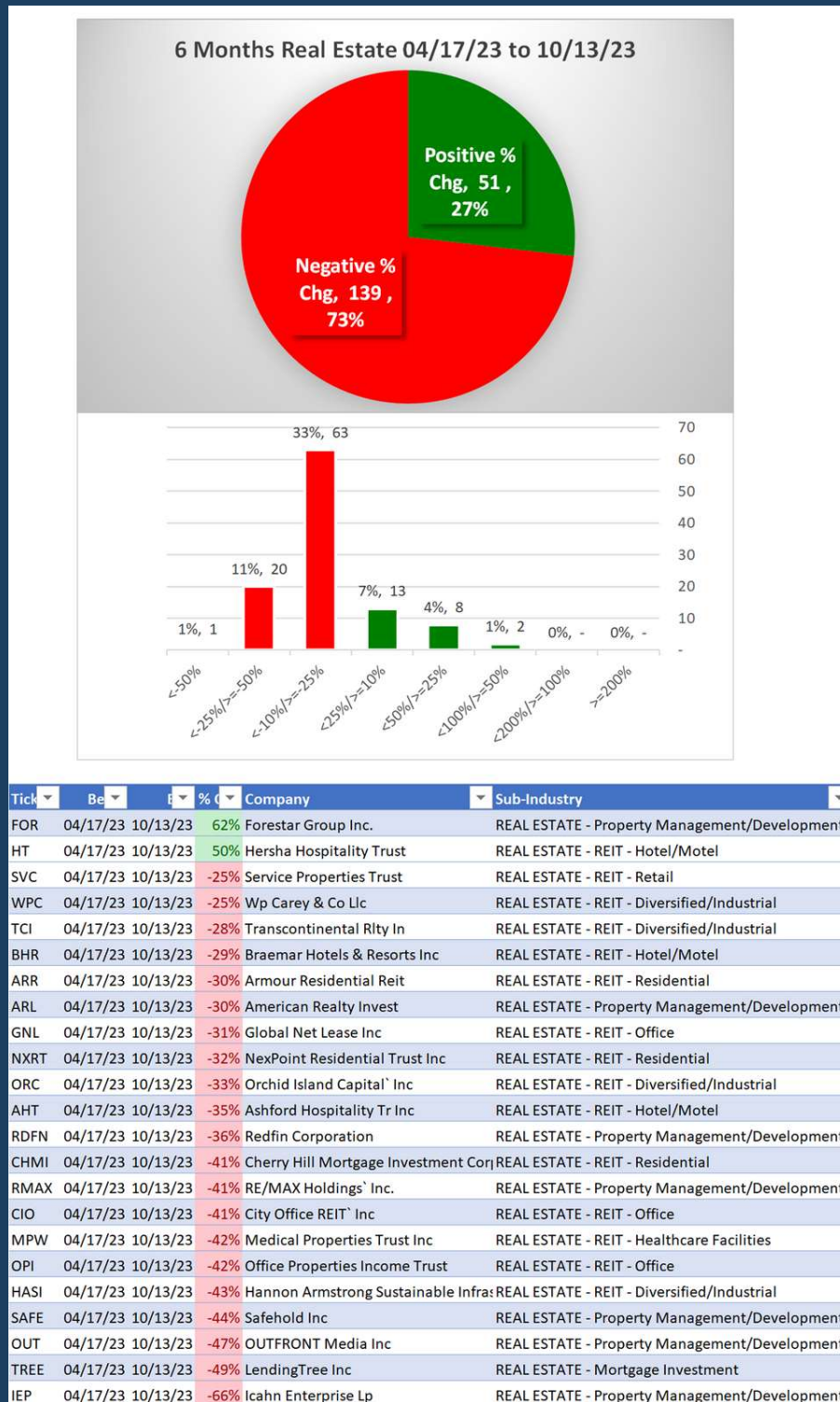
Why: objective measurement of strengthening and weakening enabling comparison within and across industries and sub-industries

INDUSTRY CURRENT PERIOD SUMMARY											1 week 10/06/23 to 10/13/23										
Length - Begin/End	Industry/Sub-Industry	Period	#	Min	Avg	Max	Status	WWeakest	BVWeak	WWeaker	6Week	5Avg	4Strong	3Stronger	2VStrong	1Strongest					
7 Days - 10/06/23 to 10/13/23	REAL ESTATE	Period 1 of 10 (Current)	190	-13%	-1%	0%	14%	Unchanged			190 REAL ESTATE										
7 Days - 10/06/23 to 10/13/23	REAL ESTATE - Mortgage Investment	Period 1 of 10 (Current)	15	-13%	-1%	0%	3%	Unchanged			15 Mortg Inv										
7 Days - 10/06/23 to 10/13/23	REAL ESTATE - Property Management/Development	Period 1 of 10 (Current)	34	-13%	-1%	0%	9%	Unchanged			34 Mgt/Dev										
7 Days - 10/06/23 to 10/13/23	REAL ESTATE - REIT - Diversified/Industrial	Period 1 of 10 (Current)	51	-13%	-1%	0%	10%	Unchanged			51 Div/Inds REIT										
7 Days - 10/06/23 to 10/13/23	REAL ESTATE - REIT - Healthcare Facilities	Period 1 of 10 (Current)	15	-13%	-1%	0%	10%	Strengthened					15 Hlthcare REIT								
7 Days - 10/06/23 to 10/13/23	REAL ESTATE - REIT - Hotel/Motel	Period 1 of 10 (Current)	13	-13%	-1%	0%	4%	Strengthened					13 Hotel REIT								
7 Days - 10/06/23 to 10/13/23	REAL ESTATE - REIT - Office	Period 1 of 10 (Current)	15	-13%	-1%	0%	14%	Unchanged			15 Office REIT										
7 Days - 10/06/23 to 10/13/23	REAL ESTATE - REIT - Residential	Period 1 of 10 (Current)	27	-13%	-1%	0%	3%	Unchanged			27 Resi REIT										
7 Days - 10/06/23 to 10/13/23	REAL ESTATE - REIT - Retail	Period 1 of 10 (Current)	20	-13%	-1%	0%	4%	Strengthened			20 Retail REIT										
7 Days - 10/06/23 to 10/13/23		Period 1 of 10 (Current)																			
PREVIOUS WEEKS (EDUCATIONAL PURPOSES ONLY/NOT A STOCK OR INVESTMENT RECOMMENDATION)																					
Length - Begin/End	Industry/Sub-Industry	Period	#	Min	Avg	Max	Status	WWeakest	BVWeak	WWeaker	6Week	5Avg	4Strong	3Stronger	2VStrong	1Strongest					
7 Days - 10/06/23 to 10/13/23	REAL ESTATE	Period 1 of 10 (Current)	190	-13%	-1%	0%	14%	Unchanged			190 REAL ESTATE										
7 Days - 09/29/23 to 10/06/23	REAL ESTATE	Period 2 of 10	190	-13%	-1%	0%	5%	Unchanged			190 REAL ESTATE										
7 Days - 09/22/23 to 09/29/23	REAL ESTATE	Period 3 of 10	190	-13%	-1%	0%	8%	Unchanged			190 REAL ESTATE										
7 Days - 09/15/23 to 09/22/23	REAL ESTATE	Period 4 of 10	190	-13%	-1%	0%	4%	Weakened			<REAL ESTATE 190>	<REAL ESTATE 190>	<REAL ESTATE 190>								
7 Days - 09/08/23 to 09/15/23	REAL ESTATE	Period 5 of 10	190	-13%	-1%	0%	10%	Strengthened			190 REAL ESTATE>	<REAL ESTATE 190>	<REAL ESTATE 190>								
7 Days - 09/01/23 to 09/08/23	REAL ESTATE	Period 6 of 10	190	-13%	-1%	0%	13%	Weakened				<REAL ESTATE 190>	<REAL ESTATE 190>								
7 Days - 08/25/23 to 09/01/23	REAL ESTATE	Period 7 of 10	190	-13%	-1%	0%	57%	Strengthened				<REAL ESTATE 190>	<REAL ESTATE 190>								
7 Days - 08/18/23 to 08/25/23	REAL ESTATE	Period 8 of 10	190	-13%	-1%	0%	10%	Unchanged				<REAL ESTATE 190>	<REAL ESTATE 190>								
7 Days - 08/11/23 to 08/18/23	REAL ESTATE	Period 9 of 10	192	-13%	-1%	0%	8%	Weakened				<REAL ESTATE 192>	<REAL ESTATE 192>								
7 Days - 08/04/23 to 08/11/23	REAL ESTATE	Period 10 of 10	15	-13%	-1%	0%	10%	Unchanged					192 REAL ESTATE								
7 Days - 10/06/23 to 10/13/23	REAL ESTATE - Mortgage Investment	Period 1 of 10 (Current)	15	-13%	-1%	0%	3%	Unchanged			15 Mortg Inv										
7 Days - 09/29/23 to 10/06/23	REAL ESTATE - Mortgage Investment	Period 2 of 10	15	-13%	-1%	0%	2%	Weakened			<Mortg Inv 15>	<Mortg Inv 15>									
7 Days - 09/22/23 to 09/29/23	REAL ESTATE - Mortgage Investment	Period 3 of 10	15	-13%	-1%	0%	8%	Weakened			15 Mortg Inv										
7 Days - 09/15/23 to 09/22/23	REAL ESTATE - Mortgage Investment	Period 4 of 10	15	-13%	-1%	0%	0%	Weakened			<Mortg Inv 15>	<Mortg Inv 15>	<Mortg Inv 15>								
7 Days - 09/08/23 to 09/15/23	REAL ESTATE - Mortgage Investment	Period 5 of 10	15	-13%	-1%	0%	4%	Strengthened			15 Mortg Inv>	<Mortg Inv 15>	<Mortg Inv 15>								
7 Days - 09/01/23 to 09/08/23	REAL ESTATE - Mortgage Investment	Period 6 of 10	15	-13%	-1%	0%	4%	Weakened				<Mortg Inv 15>	<Mortg Inv 15>								
7 Days - 08/25/23 to 09/01/23	REAL ESTATE - Mortgage Investment	Period 7 of 10	15	-13%	-1%	0%	12%	Strengthened			15 Mortg Inv>	15 Mortg Inv>	15 Mortg Inv>								
7 Days - 08/18/23 to 08/25/23	REAL ESTATE - Mortgage Investment	Period 8 of 10	15	-13%	-1%	0%	7%	Unchanged			15 Mortg Inv										
7 Days - 08/11/23 to 08/18/23	REAL ESTATE - Mortgage Investment	Period 9 of 10	15	-13%	-1%	0%	0%	Weakened			<Mortg Inv 15>	<Mortg Inv 15>	<Mortg Inv 15>								
7 Days - 08/04/23 to 08/11/23	REAL ESTATE - Mortgage Investment	Period 10 of 10	15	-13%	-1%	0%	5%	Unchanged					15 Mortg Inv								
7 Days - 10/06/23 to 10/13/23	REAL ESTATE - Property Management/Development	Period 1 of 10 (Current)	34	-13%	-1%	0%	9%	Unchanged			34 Mgt/Dev										
7 Days - 09/29/23 to 10/06/23	REAL ESTATE - Property Management/Development	Period 2 of 10	34	-13%	-1%	0%	5%	Unchanged			34 Mgt/Dev										
7 Days - 09/22/23 to 09/29/23	REAL ESTATE - Property Management/Development	Period 3 of 10	34	-13%	-1%	0%	6%	Unchanged			34 Mgt/Dev										
7 Days - 09/15/23 to 09/22/23	REAL ESTATE - Property Management/Development	Period 4 of 10	34	-13%	-1%	0%	4%	Weakened			<Mgt/Dev 34>	<Mgt/Dev 34>	<Mgt/Dev 34>								
7 Days - 09/08/23 to 09/15/23	REAL ESTATE - Property Management/Development	Period 5 of 10	34	-13%	-1%	0%	9%	Unchanged													
7 Days - 09/01/23 to 09/08/23	REAL ESTATE - Property Management/Development	Period 6 of 10	34	-13%	-1%	0%	13%	Weakened					34 Mgt/Dev								
7 Days - 08/25/23 to 09/01/23	REAL ESTATE - Property Management/Development	Period 7 of 10	34	-13%	-1%	0%	15%	Strengthened			34 Mgt/Dev>	34 Mgt/Dev>	34 Mgt/Dev>								
7 Days - 08/18/23 to 08/25/23	REAL ESTATE - Property Management/Development	Period 8 of 10	34	-13%	-1%	0%	10%	Unchanged			34 Mgt/Dev										
7 Days - 08/11/23 to 08/18/23	REAL ESTATE - Property Management/Development	Period 9 of 10	34	-13%	-1%	0%	8%	Weakened			<Mgt/Dev 34>	<Mgt/Dev 34>	<Mgt/Dev 34>								
7 Days - 08/04/23 to 08/11/23	REAL ESTATE - Property Management/Development	Period 10 of 10	34	-13%	-1%	0%	14%	Unchanged					34 Mgt/Dev								
7 Days - 10/06/23 to 10/13/23	REAL ESTATE - REIT - Diversified/Industrial	Period 1 of 10 (Current)	51	-13%	-1%	0%	14%	Unchanged			51 Div/Inds REIT										
7 Days - 09/29/23 to 10/06/23	REAL ESTATE - REIT - Diversified/Industrial	Period 2 of 10	51	-13%	-1%	0%	2%	Unchanged			51 Div/Inds REIT										
7 Days - 09/22/23 to 09/29/23	REAL ESTATE - REIT - Diversified/Industrial	Period 3 of 10	51	-13%	-1%	0%	5%	Weakened			51 Div/Inds REIT										
7 Days - 09/15/23 to 09/22/23	REAL ESTATE - REIT - Diversified/Industrial	Period 4 of 10	51	-13%	-1%	0%	1%	Weakened			<Div/Inds REIT 51>	<Div/Inds REIT 51>	<Div/Inds REIT 51>								
7 Days - 09/08/23 to 09/15/23	REAL ESTATE - REIT - Diversified/Industrial	Period 5 of 10	51	-13%	-1%	0%	10%	Strengthened			51 Div/Inds REIT>	51 Div/Inds REIT>	51 Div/Inds REIT>								
7 Days - 09/01/23 to 09/08/23	REAL ESTATE - REIT - Diversified/Industrial	Period 6 of 10	51	-13%	-1%	0%	14%	Strengthened			<Div/Inds REIT 51>	<Div/Inds REIT 51>	<Div/Inds REIT 51>								
7 Days - 08/25/23 to 09/01/23	REAL ESTATE - REIT - Diversified/Industrial	Period 7 of 10	51	-13%	-1%	0%	3%	Weakened			51 Div/Inds REIT>	51 Div/Inds REIT>	51 Div/Inds REIT>								
7 Days - 08/18/23 to 08/25/23	REAL ESTATE - REIT - Diversified/Industrial	Period 8 of 10	51	-13%	-1%	0%	8%	Strengthened			51 Div/Inds REIT										
7 Days - 08/11/23 to 08/18/23	REAL ESTATE - REIT - Diversified/Industrial	Period 9 of 10	51	-13%	-1%	0%	0%	Weakened			<Div/Inds REIT 51>	<Div/Inds REIT 51>	<Div/Inds REIT 51>								
7 Days - 08/04/23 to 08/11/23	REAL ESTATE - REIT - Diversified/Industrial	Period 10 of 10	51	-13%	-1%	0%	10%	Unchanged					51 Div/Inds REIT								
7 Days - 10/06/23 to 10/13/23	REAL ESTATE - REIT - Healthcare Facilities	Period 1 of 10 (Current)	15	-13%	-1%	0%	10%	Unchanged			15 Hlthcare REIT										
7 Days - 09/29/23 to 10/06/23	REAL ESTATE - REIT - Healthcare Facilities	Period 2 of 10	15	-13%	-1%	0%	5%	Strengthened			15 Hlthcare REIT										
7 Days - 09/22/23 to 09/29/23	REAL ESTATE - REIT - Healthcare Facilities	Period 3 of 10	15	-13%	-1%	0%	8%	Weakened			15 Hlthcare REIT										
7 Days - 09/15/23 to 09/22/23	REAL ESTATE - REIT - Healthcare Facilities	Period 4 of 10	15	-13%	-1%	0%	4%	Weakened			15 Hlthcare REIT										
7 Days - 09/08/23 to 09/15/23	REAL ESTATE - REIT - Healthcare Facilities	Period 5 of 10	15	-13%	-1%	0%	7%	Strengthened			15 Hlthcare REIT										
7 Days - 09/01/23 to 09/08/23	REAL ESTATE - REIT - Healthcare Facilities	Period 6 of 10	15	-13%	-1%	0%	1%	Weakened			15 Hlthcare REIT										
7 Days - 08/25/23 to 09/01/23	REAL ESTATE - REIT - Healthcare Facilities	Period 7 of 10	15	-13%	-1%	0%	6%	Strengthened			15 Hlthcare REIT>	15 Hlthcare REIT>	15 Hlthcare REIT>								
7 Days - 08/18/23 to 08/25/23	REAL ESTATE - REIT - Healthcare Facilities	Period 8 of 10	15	-13%	-1%	0%	3%	Weakened			15 Hlthcare REIT										
7 Days - 08/11/23 to 08/18/23	REAL ESTATE - REIT - Healthcare Facilities	Period 9 of 10	15	-13%	-1%	0%	-2%	Weakened			<Hlthcare REIT 15>	<Hlthcare REIT 15>	<Hlthcare REIT 15>								
7 Days - 08/04/23 to 08/11/23	REAL ESTATE - REIT - Healthcare Facilities	Period 10 of 10	15	-13%	-1%	0%	3%	Weakened					<Hlthcare REIT 15>	<Hlthcare REIT 15>	<Hlthcare REIT 15>						
7 Days - 10/06/23 to 10/13/23	REAL ESTATE - REIT - Hotel/Motel	Period 1 of 10 (Current)	13	-13%	-1%	0%	4%	Strengthened			13 Hotel REIT										
7 Days - 09/29/23 to 10/06/23	REAL ESTATE - REIT - Hotel/Motel	Period 2 of 10	13	-13%	-1%	0%	1%	Unchanged			13 Hotel REIT										
7 Days - 09/22/23 to 09/29/23	REAL ESTATE - REIT - Hotel/Motel	Period 3 of 10	13	-13%	-1%	0%	6%	Strengthened			13 Hotel REIT										
7 Days - 09/15/23 to 09/22/23	REAL ESTATE - REIT - Hotel/Motel	Period 4 of 10	13	-13%	-1%	0%	0%	Weakened			<Hotel REIT 13>	<Hotel REIT 13>	<Hotel REIT 13>								
7 Days - 09/08/23 to 09/15/23	REAL ESTATE - REIT - Hotel/Motel	Period 5 of 10	13	-13%	-1%	0%	10%	Unchanged					13 Hotel REIT								
7 Days - 09/01/23 to 09/08/23	REAL ESTATE - REIT - Hotel/Motel	Period 6 of 10	13	-13%	-1%	0%	9%	Strengthened			13 Hotel REIT>	13 Hotel REIT>	13 Hotel REIT>								
7 Days - 08/25/23 to 09/01/23	REAL ESTATE - REIT - Hotel/Motel	Period 7 of 10	13	-13%	-1%	0%	57%	Strengthened			13 Hotel REIT>	13 Hotel REIT>	13 Hotel REIT>								
7 Days - 08/18/23 to 08/25/23	REAL ESTATE - REIT - Hotel/Motel	Period 8 of 10	13	-13%	-1%	0%	0%	Weakened			<Hotel REIT 13>	<Hotel REIT 13>	<Hotel REIT 13>								
7 Days - 08/11/23 to 08/18/23	REAL ESTATE - REIT - Hotel/Motel	Period 9 of 10	13	-13%	-1%	0%	1%	Weakened			13 Hotel REIT										
7 Days - 08/04/23 to 08/11/23	REAL ESTATE - REIT - Hotel/Motel	Period 10 of 10	13	-13%	-1%	0%	5%	Strengthened			13 Hotel REIT										
7 Days - 10/06/23 to 10/13/23	REAL ESTATE - REIT - Office	Period 1 of 10 (Current)	15	-13%	-1%	0%	14%	Unchanged			15 Office REIT										
7 Days - 09/29/23 to 10/06/23	REAL ESTATE - RE																				

For educational purposes only. Not a stock or investment recommendation.

3. STRENGTH BY LOOKBACK PERIOD (with Best/Worst stocks)

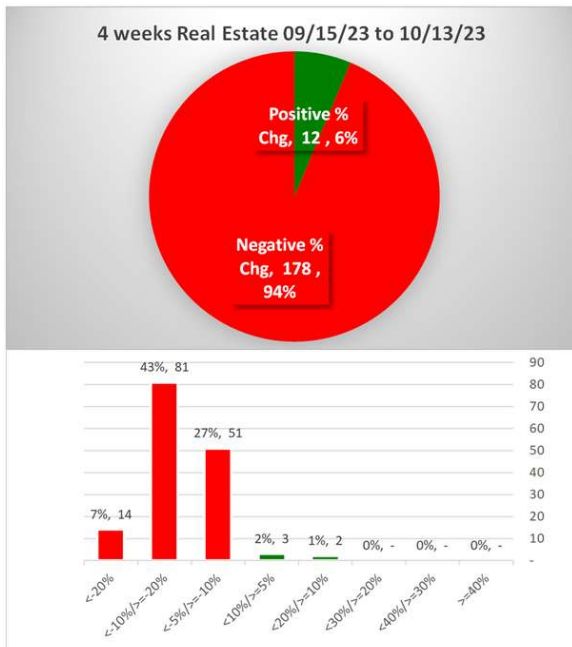
3A. Lookback 6 Months



2 stocks >+50% and 21 stocks <-25% (1% and 11% of total) 04/17/23 to 10/13/23.

3. STRENGTH BY LOOKBACK PERIOD (with Best/Worst stocks)

3B. Lookback 4 Weeks



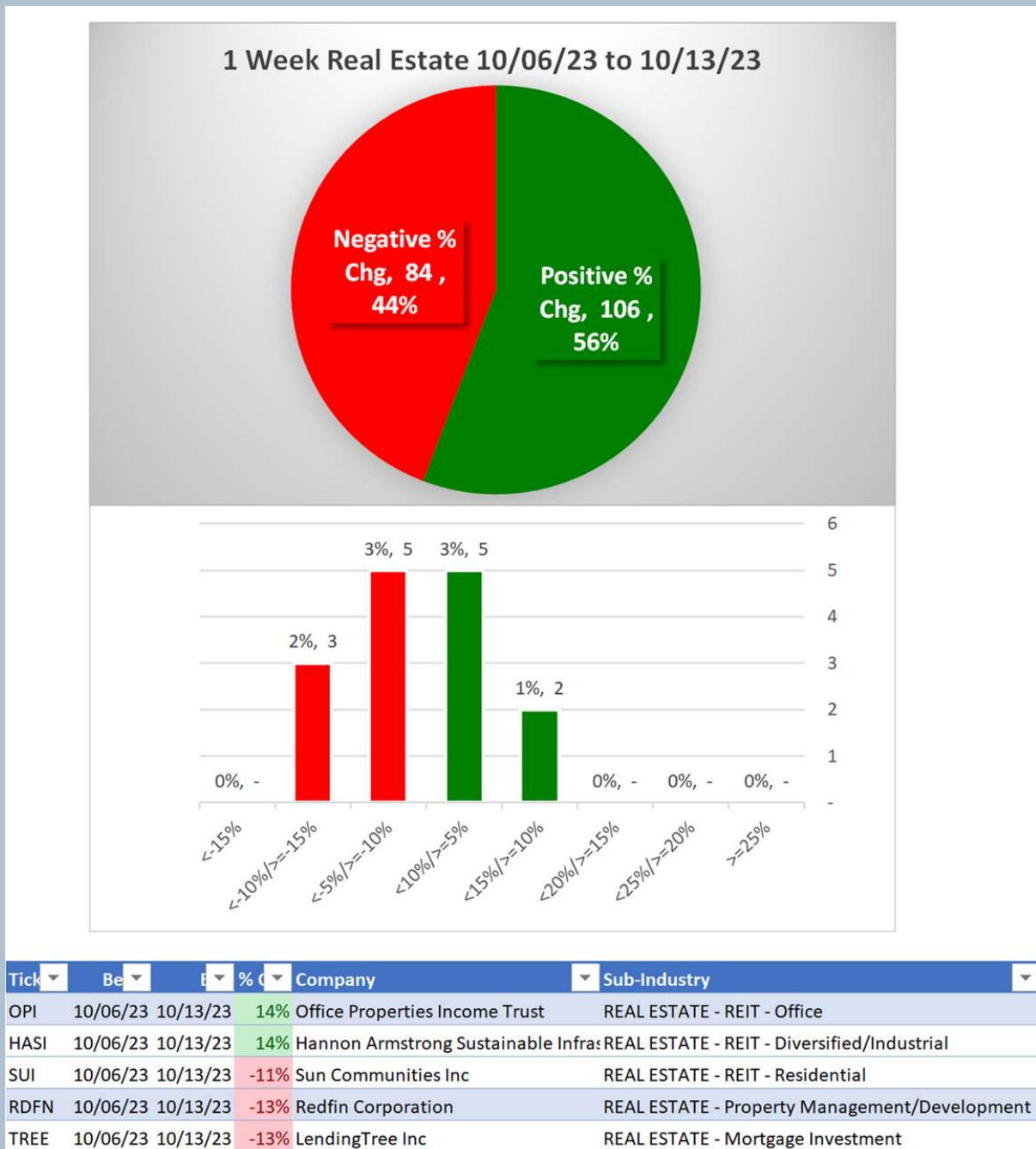
Tick	Be	f	%	Company	Sub-Industry
MLP	09/15/23	10/13/23	14%	Maul Land & Pineapple Co	REAL ESTATE - Property Management/Development
GEO	09/15/23	10/13/23	12%	The Geo Group Inc	REAL ESTATE - REIT - Healthcare Facilities
STWD	09/15/23	10/13/23	-10%	Starwood Property Trust Incorporate	REAL ESTATE - REIT - Diversified/Industrial
RWT	09/15/23	10/13/23	-10%	Redwood Trust Inc	REAL ESTATE - REIT - Diversified/Industrial
AIV	09/15/23	10/13/23	-10%	Apartment Investment & Manageme	REAL ESTATE - REIT - Residential
GHI	09/15/23	10/13/23	-11%	America First Multifamily Investors	REAL ESTATE - Mortgage Investment
FRT	09/15/23	10/13/23	-11%	Federal Realty Investmnt	REAL ESTATE - REIT - Retail
VRE	09/15/23	10/13/23	-11%	Veris Residential Inc	REAL ESTATE - REIT - Residential
BN	09/15/23	10/13/23	-11%	Brookfield Corporation	REAL ESTATE - Property Management/Development
ALX	09/15/23	10/13/23	-11%	Alexander's Inc	REAL ESTATE - REIT - Retail
HR	09/15/23	10/13/23	-11%	Healthcare Realty Trust	REAL ESTATE - REIT - Healthcare Facilities
PLD	09/15/23	10/13/23	-11%	ProLogis Inc	REAL ESTATE - REIT - Diversified/Industrial
PEB	09/15/23	10/13/23	-11%	Pebblebrook Hotel Trust	REAL ESTATE - REIT - Hotel/Motel
JOE	09/15/23	10/13/23	-11%	The Saint Joe Co	REAL ESTATE - Property Management/Development
AAT	09/15/23	10/13/23	-11%	American Assets Trust' Inc	REAL ESTATE - REIT - Office
FCPT	09/15/23	10/13/23	-11%	Four Corners Property Trust Inc	REAL ESTATE - REIT - Hotel/Motel
MAC	09/15/23	10/13/23	-11%	The Macerich Company	REAL ESTATE - REIT - Retail
ABR	09/15/23	10/13/23	-11%	Arbor Realty Trust Inc	REAL ESTATE - REIT - Diversified/Industrial
FBRT	09/15/23	10/13/23	-11%	Franklin BSP Realty Trust Inc	REAL ESTATE - REIT - Diversified/Industrial
PMT	09/15/23	10/13/23	-11%	PennyMac Mortgage Investment Tru	REAL ESTATE - REIT - Residential
NSA	09/15/23	10/13/23	-11%	National Storage Affiliates Trust	REAL ESTATE - REIT - Diversified/Industrial
CCS	09/15/23	10/13/23	-11%	Century Communities Inc	REAL ESTATE - REIT - Residential
ACRE	09/15/23	10/13/23	-12%	Ares Commercial Real Estate Corpora	REAL ESTATE - REIT - Diversified/Industrial
DOC	09/15/23	10/13/23	-12%	Physicians Realty Trust	REAL ESTATE - REIT - Healthcare Facilities
ESBA	09/15/23	10/13/23	-12%	Empire State Realty OP LP Series ES	REAL ESTATE - REIT - Diversified/Industrial
HHH	09/15/23	10/13/23	-12%	ETFMG Real Estate Tech ETF	REAL ESTATE - Property Management/Development
KRG	09/15/23	10/13/23	-12%	Kite Realty Grp Tr	REAL ESTATE - REIT - Retail
BRX	09/15/23	10/13/23	-12%	Brixmor Property Group Incorporated	REAL ESTATE - REIT - Retail
FR	09/15/23	10/13/23	-12%	First Industrial Realty Trust' Inc.	REAL ESTATE - REIT - Diversified/Industrial
DEI	09/15/23	10/13/23	-12%	Douglas Emmett Inc	REAL ESTATE - REIT - Diversified/Industrial
NYMT	09/15/23	10/13/23	-12%	New York Mortgage Trust Inc	REAL ESTATE - REIT - Residential
KREF	09/15/23	10/13/23	-12%	KKR Real Estate Finance Trust Inc	REAL ESTATE - Mortgage Investment
TCPC	09/15/23	10/13/23	-13%	TCP Capital Corp	REAL ESTATE - Mortgage Investment
BRSP	09/15/23	10/13/23	-13%	BrightSpire Capital Inc	REAL ESTATE - REIT - Office

AKR	09/15/23	10/13/23	-13%	Acadia Realty Trust	REAL ESTATE - Property Management/Development
AGNC	09/15/23	10/13/23	-13%	AGNC Investment Corp	REAL ESTATE - REIT - Residential
CHCT	09/15/23	10/13/23	-13%	Community Healthcare Trust	REAL ESTATE - REIT - Healthcare Facilities
IRT	09/15/23	10/13/23	-13%	Independence Realty Trust Incorpora	REAL ESTATE - REIT - Residential
SITC	09/15/23	10/13/23	-13%	SITE Centers Corp	REAL ESTATE - REIT - Retail
ARE	09/15/23	10/13/23	-13%	Alexandria Real Est Eqty	REAL ESTATE - REIT - Office
DX	09/15/23	10/13/23	-13%	Dynex Capital Inc	REAL ESTATE - REIT - Residential
UNIT	09/15/23	10/13/23	-13%	Uniti Group Inc	REAL ESTATE - REIT - Diversified/Industrial
LXP	09/15/23	10/13/23	-13%	LXP Industrial Trust	REAL ESTATE - REIT - Diversified/Industrial
IIPR	09/15/23	10/13/23	-13%	Innovative Industrial Properties Inc	REAL ESTATE - Property Management/Development
IEP	09/15/23	10/13/23	-14%	Icahn Enterprise Lp	REAL ESTATE - Property Management/Development
UHT	09/15/23	10/13/23	-14%	Universal Health Realty Inc Tr	REAL ESTATE - REIT - Healthcare Facilities
TWO	09/15/23	10/13/23	-14%	Two Harbors Investment Corp	REAL ESTATE - REIT - Residential
CIM	09/15/23	10/13/23	-14%	Chimera Investment	REAL ESTATE - REIT - Diversified/Industrial
NMRK	09/15/23	10/13/23	-15%	Newmark Group Inc	REAL ESTATE - Property Management/Development
PEAK	09/15/23	10/13/23	-15%	Healthpeak	REAL ESTATE - REIT - Healthcare Facilities
DEA	09/15/23	10/13/23	-15%	Easterly Government Properties Inc	REAL ESTATE - REIT - Office
NLY	09/15/23	10/13/23	-15%	Annaly Capital Management Inc	REAL ESTATE - REIT - Diversified/Industrial
JLL	09/15/23	10/13/23	-15%	Jones Lang Lasalle Inc	REAL ESTATE - Property Management/Development
ARL	09/15/23	10/13/23	-15%	American Realty Invest	REAL ESTATE - Property Management/Development
SAFE	09/15/23	10/13/23	-15%	Safehold Inc	REAL ESTATE - Property Management/Development
ROIC	09/15/23	10/13/23	-15%	Retail Opportunity Inv Corp	REAL ESTATE - REIT - Retail
WPC	09/15/23	10/13/23	-15%	Wp Carey & Co Llc	REAL ESTATE - REIT - Diversified/Industrial
ALLY	09/15/23	10/13/23	-16%	Ally Financial Inc	REAL ESTATE - Mortgage Investment
HIW	09/15/23	10/13/23	-16%	Highwoods Properties Inc	REAL ESTATE - REIT - Office
MFA	09/15/23	10/13/23	-16%	Mfa Financial Inc	REAL ESTATE - REIT - Diversified/Industrial
NXRT	09/15/23	10/13/23	-16%	NexPoint Residential Trust Inc	REAL ESTATE - REIT - Residential
VNO	09/15/23	10/13/23	-16%	Vornado Realty Trust	REAL ESTATE - REIT - Diversified/Industrial
BXP	09/15/23	10/13/23	-16%	Boston Properties Inc	REAL ESTATE - REIT - Office
KRC	09/15/23	10/13/23	-17%	Kilroy Realty Corp	REAL ESTATE - REIT - Office
BBU	09/15/23	10/13/23	-17%	Brookfield Business Partners LP	REAL ESTATE - Property Management/Development
SUI	09/15/23	10/13/23	-17%	Sun Communities Inc	REAL ESTATE - REIT - Residential
CUZ	09/15/23	10/13/23	-17%	Cousins Properties Inc	REAL ESTATE - REIT - Diversified/Industrial
WD	09/15/23	10/13/23	-17%	Walker & Dunlop Inc	REAL ESTATE - Property Management/Development
SLG	09/15/23	10/13/23	-17%	Sl Green Realty Corp	REAL ESTATE - REIT - Retail
LGIH	09/15/23	10/13/23	-17%	LGI Homes Inc	REAL ESTATE - REIT - Residential
PGRE	09/15/23	10/13/23	-17%	Paramount Group Inc	REAL ESTATE - Property Management/Development
KW	09/15/23	10/13/23	-18%	Kennedy-Wilson Hldgs	REAL ESTATE - Property Management/Development
COLD	09/15/23	10/13/23	-18%	Americold Realty Trust	REAL ESTATE - REIT - Diversified/Industrial
CIGI	09/15/23	10/13/23	-18%	Colliers International Group Inc	REAL ESTATE - Property Management/Development
RKT	09/15/23	10/13/23	-18%	Rocket Companies Inc	REAL ESTATE - Mortgage Investment
EXPI	09/15/23	10/13/23	-18%	eXp World Holdings Inc	REAL ESTATE - REIT - Residential
GPMT	09/15/23	10/13/23	-18%	Granite Point Mortgage Trust Inc	REAL ESTATE - REIT - Residential
HPP	09/15/23	10/13/23	-19%	Hudson Pacific Properties	REAL ESTATE - REIT - Office
MITT	09/15/23	10/13/23	-19%	AG Mortgage Investment Trust' Inc.	REAL ESTATE - REIT - Diversified/Industrial
TRTX	09/15/23	10/13/23	-19%	TPG RE Finance Trust Inc	REAL ESTATE - Mortgage Investment
BDN	09/15/23	10/13/23	-20%	Brandywine Realty Trust	REAL ESTATE - REIT - Diversified/Industrial
PDM	09/15/23	10/13/23	-20%	Piedmont Office Realty Trust	REAL ESTATE - REIT - Office
CHMI	09/15/23	10/13/23	-20%	Cherry Hill Mortgage Investment Cor	REAL ESTATE - REIT - Residential
OUT	09/15/23	10/13/23	-20%	OUTFRONT Media Inc	REAL ESTATE - Property Management/Development
MPW	09/15/23	10/13/23	-22%	Medical Properties Trust Inc	REAL ESTATE - REIT - Healthcare Facilities
ORC	09/15/23	10/13/23	-22%	Orchid Island Capital' Inc	REAL ESTATE - REIT - Diversified/Industrial
RMAX	09/15/23	10/13/23	-22%	RE/MAX Holdings' Inc.	REAL ESTATE - Property Management/Development
CIO	09/15/23	10/13/23	-23%	City Office REIT' Inc	REAL ESTATE - REIT - Office
AHT	09/15/23	10/13/23	-24%	Ashford Hospitality Tr Inc	REAL ESTATE - REIT - Hotel/Motel
IVR	09/15/23	10/13/23	-24%	Invesco Mortgage Capital Incorporated	REAL ESTATE - Mortgage Investment
ARR	09/15/23	10/13/23	-26%	Armour Residential Reit	REAL ESTATE - REIT - Residential
TREE	09/15/23	10/13/23	-26%	LendingTree Inc	REAL ESTATE - Mortgage Investment
OPI	09/15/23	10/13/23	-26%	Office Properties Income Trust	REAL ESTATE - REIT - Office
GNL	09/15/23	10/13/23	-28%	Global Net Lease Inc	REAL ESTATE - REIT - Office
RDFN	09/15/23	10/13/23	-29%	Redfin Corporation	REAL ESTATE - Property Management/Development
HOUS	09/15/23	10/13/23	-32%	Anywhere Real Estate Inc	REAL ESTATE - Property Management/Development
HASI	09/15/23	10/13/23	-34%	Hannon Armstrong Sustainable Infra	REAL ESTATE - REIT - Diversified/Industrial

2 stocks >+10% and 95 stocks <-10% (1% and 50% of total) 09/15/23 to 10/13/23.

3. STRENGTH BY LOOKBACK PERIOD (with Best/Worst stocks)

3C. Lookback 1 Week



2 stocks >+10% and 3 stocks <-10% (1% and 2% of total) 10/06/23 to 10/13/23.