

Industry Status: Chemicals

1 week 10/18/23 to 10/25/23								
9Weakest	8VWeak	7Weaker	6Weak	5Avg	4Strong	3Stronger	2VStrong	1Strongest
.	.	64 CHEMICALS
.	.	11 Ag Chem
<-Maj Divrsfd 9	<-Maj Divrsfd 9	<-Maj Divrsfd 9
.	.	<-Specialty 42	<-Specialty 42
2 Synthetics
.
.
.
.

October 25, 2023

UNCHANGED at **WEAKER** strength rating
(**7th** strongest of 9 levels)
previous move was **DOWN**

4 weeks 2% positive stocks, 66% of stocks are rated Weakest

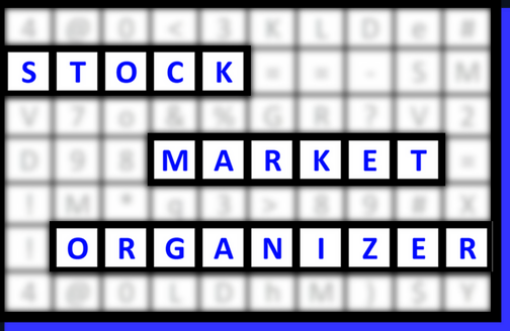


Table of Contents

1	1. INDUSTRY OVERVIEW
	1A. Performance
	1B. Background
2	2. SUB-INDUSTRIES AND STOCK DETAIL
	2A. Sub-Industries Overview
	2B. Sub-Industries 10-Week Strengthening Analysis
	2C. Stocks 1 Week Strongest and Weakest
5	3. STRENGTH BY LOOKBACK PERIOD (with Best/Worst stocks)
	3A. Lookback 3 Months
	3B. Lookback 4 weeks
	3C. Lookback 1 Week

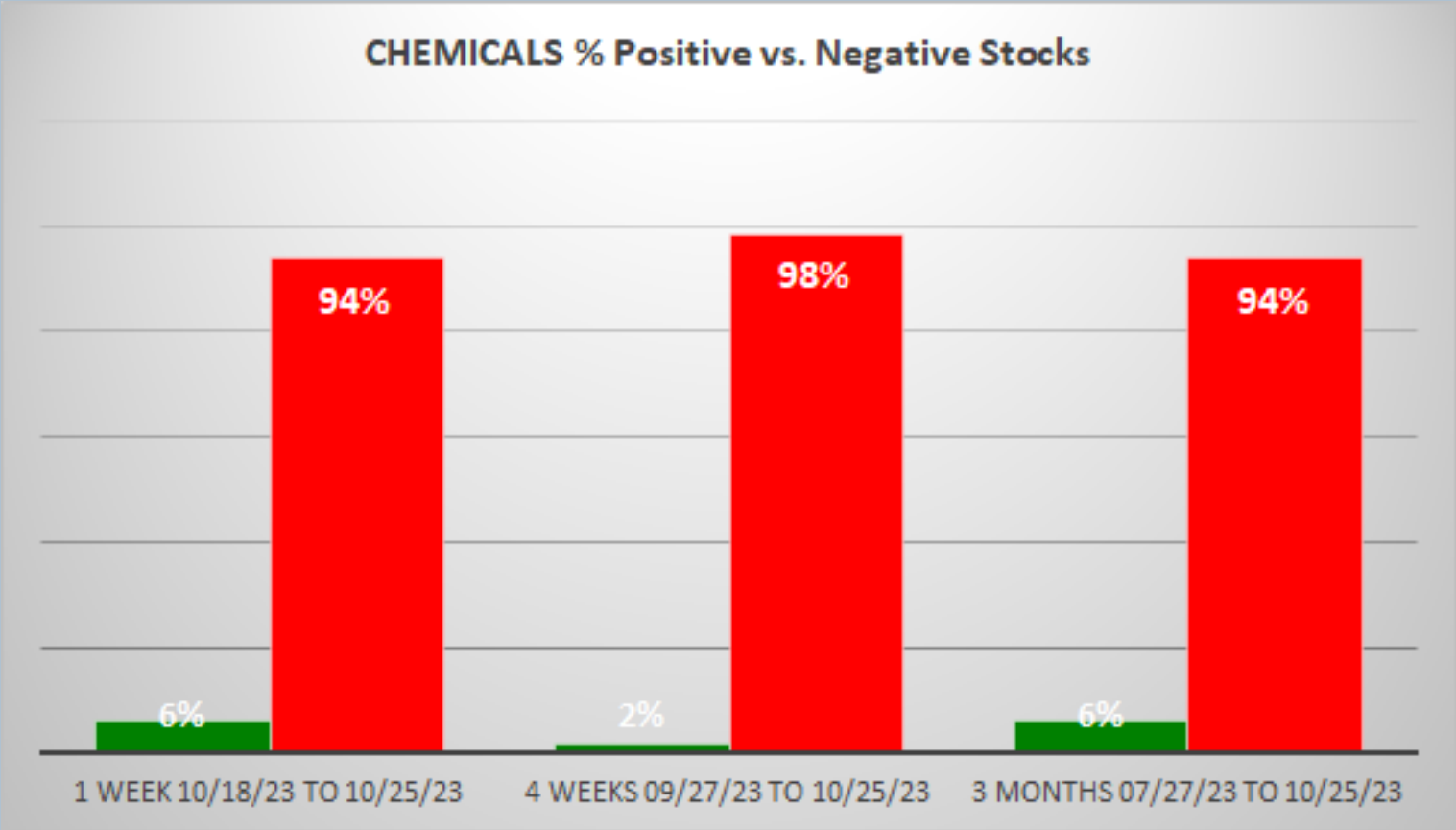
1. INDUSTRY OVERVIEW

1A. Performance

Past 10 Weeks Strengthening/Weakening week-by-week, per the following chart:

9Weakest	8VWeak	7Weaker	6Weak	5Avg	4Strong	3Stronger	2VStrong	1Strongest	Period
.	.	64 CHEMICALS	7 Days - 10/18/23 to 10/25/23
.	.	<-CHEMICALS 64	<-CHEMICALS 64	7 Days - 10/11/23 to 10/18/23
.	.	64 CHEMICALS->	64 CHEMICALS->	7 Days - 10/04/23 to 10/11/23
.	.	<-CHEMICALS 64	<-CHEMICALS 64	7 Days - 09/27/23 to 10/04/23
.	.	.	64 CHEMICALS	7 Days - 09/20/23 to 09/27/23
.	.	.	64 CHEMICALS	7 Days - 09/13/23 to 09/20/23
.	.	.	<-CHEMICALS 64	<-CHEMICALS 64	7 Days - 09/06/23 to 09/13/23
.	.	.	.	64 CHEMICALS	7 Days - 08/30/23 to 09/06/23
.	.	.	.	64 CHEMICALS	7 Days - 08/23/23 to 08/30/23
.	.	.	.	64 CHEMICALS	7 Days - 08/16/23 to 08/23/23

STRENGTHENING 1 Week vs. Mid- and Longer-Term // 1 week positive/negative stocks ratio is HIGHER than both 4 weeks and 3 Months, per the following chart:



1B. Background

Largest of 4 sub-industries (64 stocks, average 16):

- * Specialty Chemicals (42 stocks)
- * Agricultural Chemicals (11 stocks)

Top 10 by Market Capitalization:

LIN/Linde AG, SHW/Sherwin-Williams Co, APD/Air Products & Chemicals, CTVA/Corteva Inc, DOW/Dow Inc, DD/E.I. du Pont de Nemours and Co, LYB/Lyondellbasell Industries Nv O, PPG/Ppg Industries Inc, NTR/Nutrien Ltd, IFF/International Flavors & Fragrances Inc

2. SUB-INDUSTRIES AND STOCKS DETAIL

2A. Sub-Industries Overview

Strengthened: 0/4 sub-industries

Weakened: 2/4 sub-industries

STRONGEST at Weaker rating/7th strongest of 9 levels:

- * Agricultural Chemicals (11 stocks)
- * Specialty Chemicals (42 stocks)

WEAKEST at Weakest rating/9th strongest of 9 levels:

- * Major Diversified (9 stocks)
- * Synthetics (2 stocks)

2B. Sub-Industries 10-Week Strengthening Analysis

What: recent week-by-week strength changes for the industry and each underlying sub-industry

Why: objective measurement of strengthening and weakening enabling comparison within and across industries and sub-industries

INDUSTRY CURRENT PERIOD SUMMARY										1 week 10/18/23 to 10/25/23						
Length - Begin/End	Industry/Sub-Industry	Period	#	Min	Avg	Max	Status	9Weakest	8VWeak	7Weaker	6Weak	5Avg	4Strong	3Stronger	2VStrong	1Strongest
7 Days - 10/18/23 to 10/25/23	CHEMICALS	Period 1 of 10 (Current)	64	-19%	-5%	1%	Weakened	.	.	64 CHEMICALS
7 Days - 10/18/23 to 10/25/23	CHEMICALS - Agricultural Chemicals	Period 1 of 10 (Current)	11	-16%	-7%	1%	Weakened	.	.	11 Ag Chem
7 Days - 10/18/23 to 10/25/23	CHEMICALS - Chemicals - Major Diversified	Period 1 of 10 (Current)	9	-6%	-4%	-2%	Weakened	<-Maj Divrsfd 9	<-Maj Divrsfd 9	<-Maj Divrsfd 9
7 Days - 10/18/23 to 10/25/23	CHEMICALS - Specialty Chemicals	Period 1 of 10 (Current)	42	-19%	-4%	1%	Weakened	.	.	<-Specialty 42	<-Specialty 42
7 Days - 10/18/23 to 10/25/23	CHEMICALS - Synthetics	Period 1 of 10 (Current)	2	-8%	-3%	1%	Unchanged	2 Synthetics
7 Days - 10/18/23 to 10/25/23	.	Period 1 of 10 (Current)
7 Days - 10/18/23 to 10/25/23	.	Period 1 of 10 (Current)
7 Days - 10/18/23 to 10/25/23	.	Period 1 of 10 (Current)
7 Days - 10/18/23 to 10/25/23	.	Period 1 of 10 (Current)
7 Days - 10/18/23 to 10/25/23	.	Period 1 of 10 (Current)
7 Days - 10/18/23 to 10/25/23	.	Period 1 of 10 (Current)
PREVIOUS WEEKS (EDUCATIONAL PURPOSES ONLY/NOT A STOCK OR INVESTMENT RECOMMENDATION)																
Length - Begin/End	Industry/Sub-Industry	Period	#	Min	Avg	Max	Status	9Weakest	8VWeak	7Weaker	6Weak	5Avg	4Strong	3Stronger	2VStrong	1Strongest
7 Days - 10/18/23 to 10/25/23	CHEMICALS	Period 1 of 10 (Current)	64	-19%	-5%	1%	Weakened	.	.	64 CHEMICALS
7 Days - 10/11/23 to 10/18/23	CHEMICALS	Period 2 of 10	64	-13%	-2%	5%	Weakened	.	.	<-CHEMICALS 64	<-CHEMICALS 64
7 Days - 10/04/23 to 10/11/23	CHEMICALS	Period 3 of 10	64	-11%	1%	8%	Strengthened	.	.	64 CHEMICALS->	64 CHEMICALS->
7 Days - 09/27/23 to 10/04/23	CHEMICALS	Period 4 of 10	64	-10%	-2%	6%	Weakened	.	.	<-CHEMICALS 64	<-CHEMICALS 64
7 Days - 09/20/23 to 09/27/23	CHEMICALS	Period 5 of 10	64	-12%	-2%	13%	Weakened	.	.	64 CHEMICALS
7 Days - 09/13/23 to 09/20/23	CHEMICALS	Period 6 of 10	64	-18%	0%	8%	Weakened	.	.	64 CHEMICALS
7 Days - 09/06/23 to 09/13/23	CHEMICALS	Period 7 of 10	64	-14%	-2%	8%	Weakened	.	.	<-CHEMICALS 64	<-CHEMICALS 64
7 Days - 08/30/23 to 09/06/23	CHEMICALS	Period 8 of 10	64	-16%	-3%	12%	Weakened	64 CHEMICALS
7 Days - 08/23/23 to 08/30/23	CHEMICALS	Period 9 of 10	64	-8%	3%	12%	Strengthened	64 CHEMICALS
7 Days - 08/16/23 to 08/23/23	CHEMICALS	Period 10 of 10	64	-10%	0%	13%	Strengthened	64 CHEMICALS
7 Days - 10/18/23 to 10/25/23	CHEMICALS - Agricultural Chemicals	Period 1 of 10 (Current)	11	-16%	-7%	1%	Weakened	.	.	11 Ag Chem
7 Days - 10/11/23 to 10/18/23	CHEMICALS - Agricultural Chemicals	Period 2 of 10	11	-3%	1%	5%	Strengthened	.	.	11 Ag Chem
7 Days - 10/04/23 to 10/11/23	CHEMICALS - Agricultural Chemicals	Period 3 of 10	11	-7%	1%	8%	Unchanged	.	.	11 Ag Chem
7 Days - 09/27/23 to 10/04/23	CHEMICALS - Agricultural Chemicals	Period 4 of 10	11	-10%	-4%	2%	Unchanged	.	.	11 Ag Chem
7 Days - 09/20/23 to 09/27/23	CHEMICALS - Agricultural Chemicals	Period 5 of 10	11	-8%	-2%	2%	Weakened	.	.	11 Ag Chem
7 Days - 09/13/23 to 09/20/23	CHEMICALS - Agricultural Chemicals	Period 6 of 10	11	-6%	-1%	3%	Strengthened	.	.	11 Ag Chem
7 Days - 09/06/23 to 09/13/23	CHEMICALS - Agricultural Chemicals	Period 7 of 10	11	-8%	-1%	6%	Weakened	.	.	11 Ag Chem
7 Days - 08/30/23 to 09/06/23	CHEMICALS - Agricultural Chemicals	Period 8 of 10	11	-7%	-2%	6%	Unchanged	.	.	11 Ag Chem
7 Days - 08/23/23 to 08/30/23	CHEMICALS - Agricultural Chemicals	Period 9 of 10	11	-8%	2%	10%	Strengthened	.	.	11 Ag Chem
7 Days - 08/16/23 to 08/23/23	CHEMICALS - Agricultural Chemicals	Period 10 of 10	11	-3%	-1%	3%	Weakened	.	.	11 Ag Chem
7 Days - 10/18/23 to 10/25/23	CHEMICALS - Chemicals - Major Diversified	Period 1 of 10 (Current)	9	-6%	-4%	-2%	Weakened	<-Maj Divrsfd 9	<-Maj Divrsfd 9	<-Maj Divrsfd 9
7 Days - 10/11/23 to 10/18/23	CHEMICALS - Chemicals - Major Diversified	Period 2 of 10	9	-6%	-3%	-1%	Weakened	.	.	9 Maj Divrsfd
7 Days - 10/04/23 to 10/11/23	CHEMICALS - Chemicals - Major Diversified	Period 3 of 10	9	-2%	2%	6%	Strengthened	.	.	9 Maj Divrsfd
7 Days - 09/27/23 to 10/04/23	CHEMICALS - Chemicals - Major Diversified	Period 4 of 10	9	-5%	-1%	2%	Unchanged	.	.	9 Maj Divrsfd
7 Days - 09/20/23 to 09/27/23	CHEMICALS - Chemicals - Major Diversified	Period 5 of 10	9	-12%	-3%	1%	Weakened	.	.	<-Maj Divrsfd 9	<-Maj Divrsfd 9
7 Days - 09/13/23 to 09/20/23	CHEMICALS - Chemicals - Major Diversified	Period 6 of 10	9	-1%	0%	3%	Unchanged	.	.	9 Maj Divrsfd
7 Days - 09/06/23 to 09/13/23	CHEMICALS - Chemicals - Major Diversified	Period 7 of 10	9	-6%	-3%	5%	Weakened	.	.	<-Maj Divrsfd 9	<-Maj Divrsfd 9
7 Days - 08/30/23 to 09/06/23	CHEMICALS - Chemicals - Major Diversified	Period 8 of 10	9	-6%	-1%	3%	Weakened	.	.	9 Maj Divrsfd
7 Days - 08/23/23 to 08/30/23	CHEMICALS - Chemicals - Major Diversified	Period 9 of 10	9	-1%	3%	7%	Strengthened	.	.	9 Maj Divrsfd->	9 Maj Divrsfd->
7 Days - 08/16/23 to 08/23/23	CHEMICALS - Chemicals - Major Diversified	Period 10 of 10	9	-2%	0%	2%	Unchanged	.	.	9 Maj Divrsfd
7 Days - 10/18/23 to 10/25/23	CHEMICALS - Specialty Chemicals	Period 1 of 10 (Current)	42	-19%	-4%	1%	Weakened	.	.	<-Specialty 42	<-Specialty 42
7 Days - 10/11/23 to 10/18/23	CHEMICALS - Specialty Chemicals	Period 2 of 10	42	-13%	-3%	3%	Weakened	.	.	42 Specialty
7 Days - 10/04/23 to 10/11/23	CHEMICALS - Specialty Chemicals	Period 3 of 10	42	-11%	1%	5%	Strengthened	.	.	42 Specialty
7 Days - 09/27/23 to 10/04/23	CHEMICALS - Specialty Chemicals	Period 4 of 10	42	-10%	-2%	6%	Unchanged	.	.	42 Specialty
7 Days - 09/20/23 to 09/27/23	CHEMICALS - Specialty Chemicals	Period 5 of 10	42	-11%	-2%	13%	Weakened	.	.	42 Specialty
7 Days - 09/13/23 to 09/20/23	CHEMICALS - Specialty Chemicals	Period 6 of 10	42	-18%	0%	8%	Weakened	.	.	<-Specialty 42	<-Specialty 42
7 Days - 09/06/23 to 09/13/23	CHEMICALS - Specialty Chemicals	Period 7 of 10	42	-14%	-2%	8%	Weakened	42 Specialty
7 Days - 08/30/23 to 09/06/23	CHEMICALS - Specialty Chemicals	Period 8 of 10	42	-16%	-3%	12%	Weakened	.	.	<-Specialty 42	<-Specialty 42
7 Days - 08/23/23 to 08/30/23	CHEMICALS - Specialty Chemicals	Period 9 of 10	42	-2%	3%	12%	Strengthened	.	.	42 Specialty->	42 Specialty->
7 Days - 08/16/23 to 08/23/23	CHEMICALS - Specialty Chemicals	Period 10 of 10	42	-10%	0%	13%	Unchanged	.	.	42 Specialty
7 Days - 10/18/23 to 10/25/23	CHEMICALS - Synthetics	Period 1 of 10 (Current)	2	-8%	-3%	1%	Unchanged	2 Synthetics
7 Days - 10/11/23 to 10/18/23	CHEMICALS - Synthetics	Period 2 of 10	2	-6%	-3%	-1%	Unchanged	2 Synthetics
7 Days - 10/04/23 to 10/11/23	CHEMICALS - Synthetics	Period 3 of 10	2	-3%	-1%	0%	Unchanged	2 Synthetics
7 Days - 09/27/23 to 10/04/23	CHEMICALS - Synthetics	Period 4 of 10	2	-4%	-4%	-3%	Unchanged	2 Synthetics
7 Days - 09/20/23 to 09/27/23	CHEMICALS - Synthetics	Period 5 of 10	2	-7%	-4%	-2%	Weakened	<-Synthetics 2	<-Synthetics 2
7 Days - 09/13/23 to 09/20/23	CHEMICALS - Synthetics	Period 6 of 10	2	0%	0%	1%	Unchanged	.	2 Synthetics
7 Days - 09/06/23 to 09/13/23	CHEMICALS - Synthetics	Period 7 of 10	2	-4%	-4%	-4%	Weakened	<-Synthetics 2	<-Synthetics 2	<-Synthetics 2	<-Synthetics 2	<-Synthetics 2
7 Days - 08/30/23 to 09/06/23	CHEMICALS - Synthetics	Period 8 of 10	2	-6%	-2%	3%	Weakened	<-Synthetics 2	<-Synthetics 2	<-Synthetics 2	.	.
7 Days - 08/23/23 to 08/30/23	CHEMICALS - Synthetics	Period 9 of 10	2	3%	8%	12%	Strengthened	2 Synthetics->	2 Synthetics->	2 Synthetics->	.	.
7 Days - 08/16/23 to 08/23/23	CHEMICALS - Synthetics	Period 10 of 10	2	-3%	1%	4%	Strengthened	.	.	2 Synthetics->	2 Synthetics->	2 Synthetics->	2 Synthetics->	.	.	.

Green Highlight: Strengthened

Red Highlight: Weakened

No Highlight: Unchanged

2C. Stocks 1 Week Strongest and Weakest

What: stocks currently rated Strongest/Weakest (highest/lowest of 9 strength ratings)

Why: most interesting stocks for available capital because

- the Strongest have the least amount of overhead supply to dampen breakouts while
- the Weakest may be prone to volatility, subject to big pops from bottom-fishing and short-covering BUT ALSO to bigger and faster falls.

(Not guaranteed and not a recommendation - weak stocks in weakening sub-industries may be better shorts than high-flyers.)

STOCK DETAIL (EDUCATIONAL PURPOSES ONLY/NOT FINANCIAL ADVICE)									1 week 10/18/23 to 10/25/23								
Sub-Industry	Ticker	Company	ID1	ID2	% Chg	ID3	Status		9Weakest	8VWeak	7Weaker	6Weak	5Avg	4Strong	3Stronger	2VStrong	1Strongest
CHEMICALS - Agricultural Chemicals	BIOX	Bioceres Crop Solutions Corp	95-79-79	66%	1%	-10%	9Weakest		BIOX
CHEMICALS - Agricultural Chemicals	CTVA	Corteva Inc	99-79-79	72%	-5%	-14%	9Weakest	<---CTVA	<---CTVA	<---CTVA
CHEMICALS - Agricultural Chemicals	IPI	Intrepid Potash Inc.	95-79-79	12%	-5%	-21%	9Weakest	IPI
CHEMICALS - Agricultural Chemicals	ICL	ICL Group Ltd	95-79-79	21%	-6%	-23%	9Weakest	ICL
CHEMICALS - Agricultural Chemicals	NTR	Nutrien Ltd	95-79-79	35%	-9%	-16%	9Weakest	NTR
CHEMICALS - Agricultural Chemicals	MOS	The Mosaic Company	95-79-79	37%	-9%	-19%	9Weakest	MOS
CHEMICALS - Agricultural Chemicals	SMG	The Scotts Miracle-Gro Company	99-79-79	2%	-9%	-29%	9Weakest	<---SMG	<---SMG	<---SMG
CHEMICALS - Agricultural Chemicals	AVD	American Vanguard Corp	95-79-79	0%	-13%	-49%	9Weakest	AVD
CHEMICALS - Agricultural Chemicals	FMC	Fmc Corp	95-79-79	0%	-16%	-46%	9Weakest	FMC
CHEMICALS - Chemicals - Major Diversified	ASH	Ashland Inc	95-99-79	47%	-2%	-19%	9Weakest	ASH
CHEMICALS - Chemicals - Major Diversified	LXU	Lsb Industries Inc	95-99-79	33%	-3%	-11%	9Weakest	LXU
CHEMICALS - Chemicals - Major Diversified	HUN	Huntsman	95-99-79	35%	-4%	-17%	9Weakest	HUN
CHEMICALS - Chemicals - Major Diversified	BAK	Braskem Sa	95-99-79	12%	-4%	-21%	9Weakest	BAK
CHEMICALS - Chemicals - Major Diversified	EMN	Eastman Chemical Co	95-99-79	33%	-5%	-16%	9Weakest	EMN
CHEMICALS - Chemicals - Major Diversified	DOW	Dow Inc	95-99-79	67%	-5%	-12%	9Weakest	DOW
CHEMICALS - Chemicals - Major Diversified	VHI	Valhi Inc	95-99-79	6%	-6%	-28%	9Weakest	VHI
CHEMICALS - Specialty Chemicals	CCF	Chase Corp	15-79-79	95%	0%	11%	1Strongest	CCF
CHEMICALS - Specialty Chemicals	LOOP	Loop Industries Inc	15-79-79	9%	-4%	13%	1Strongest	LOOP
CHEMICALS - Specialty Chemicals	SXT	Sensient Technologies Cp	95-79-79	25%	-1%	-20%	9Weakest	SXT
CHEMICALS - Specialty Chemicals	IOSP	Innospec Inc	95-79-79	67%	-2%	-6%	9Weakest	IOSP
CHEMICALS - Specialty Chemicals	WLKP	Westlake Chemical Partners LP	95-79-79	57%	-2%	-6%	9Weakest	WLKP
CHEMICALS - Specialty Chemicals	ECVT	Ecovyst Inc	99-79-79	6%	-3%	-15%	9Weakest	<---ECVT	<---ECVT	<---ECVT
CHEMICALS - Specialty Chemicals	APD	Air Products & Chemicals	99-79-79	70%	-3%	-5%	9Weakest	<---APD	<---APD
CHEMICALS - Specialty Chemicals	GPRE	Green Plains Inc	95-79-79	59%	-3%	-13%	9Weakest	GPRE
CHEMICALS - Specialty Chemicals	AXTA	Axalta Coating Systems Ltd	99-79-79	59%	-3%	-14%	9Weakest	<---AXTA	<---AXTA	<---AXTA
CHEMICALS - Specialty Chemicals	AVNT	Avient Corporation	95-79-79	42%	-3%	-19%	9Weakest	AVNT
CHEMICALS - Specialty Chemicals	BCPC	Balchem Corp	99-79-79	44%	-3%	-7%	9Weakest	<---BCPC	<---BCPC	<---BCPC
CHEMICALS - Specialty Chemicals	KWR	Quaker Chemical Corp	95-79-79	15%	-4%	-25%	9Weakest	KWR
CHEMICALS - Specialty Chemicals	FF	Futurefuel Corp	95-79-79	5%	-5%	-21%	9Weakest	FF
CHEMICALS - Specialty Chemicals	PPG	Ppg Industries Inc	99-79-79	45%	-5%	-11%	9Weakest	<---PPG	<---PPG	<---PPG
CHEMICALS - Specialty Chemicals	RYAM	Rayonier Advanced Materials Inc	95-79-79	13%	-5%	-43%	9Weakest	RYAM
CHEMICALS - Specialty Chemicals	ASIX	Advansix	95-79-79	39%	-6%	-25%	9Weakest	ASIX
CHEMICALS - Specialty Chemicals	CBT	Cabot Corp	99-79-79	71%	-6%	-8%	9Weakest	<---CBT	<---CBT	<---CBT
CHEMICALS - Specialty Chemicals	OLN	Olin Corporation	95-79-79	62%	-6%	-17%	9Weakest	OLN
CHEMICALS - Specialty Chemicals	NGVT	Ingevity Corporation	95-79-79	12%	-7%	-38%	9Weakest	NGVT
CHEMICALS - Specialty Chemicals	PCT	PureCycle Technologies Inc	95-79-79	13%	-7%	-43%	9Weakest	PCT
CHEMICALS - Specialty Chemicals	AVTR	Avantor Inc	99-79-79	44%	-7%	-19%	9Weakest	<---AVTR	<---AVTR	<---AVTR
CHEMICALS - Specialty Chemicals	MEOH	Methanex Corporation	99-79-79	57%	-7%	-11%	9Weakest	<---MEOH	<---MEOH	<---MEOH
CHEMICALS - Specialty Chemicals	KRO	Kronos Worldwide Inc	95-79-79	0%	-8%	-28%	9Weakest	KRO
CHEMICALS - Specialty Chemicals	CC	Chemours Company	95-79-79	44%	-8%	-26%	9Weakest	CC
CHEMICALS - Specialty Chemicals	ALB	Albemarle Corp	95-79-79	31%	-11%	-36%	9Weakest	ALB
CHEMICALS - Specialty Chemicals	XPEL	Xpel Inc	99-79-79	49%	-19%	-33%	9Weakest	<---XPEL	<---XPEL	<---XPEL
CHEMICALS - Synthetics	MTX	Minerals Technologies Inc	95-95-79	37%	1%	-13%	9Weakest	MTX
CHEMICALS - Synthetics	TROX	Tronox Ltd	95-95-79	29%	-8%	-23%	9Weakest	TROX

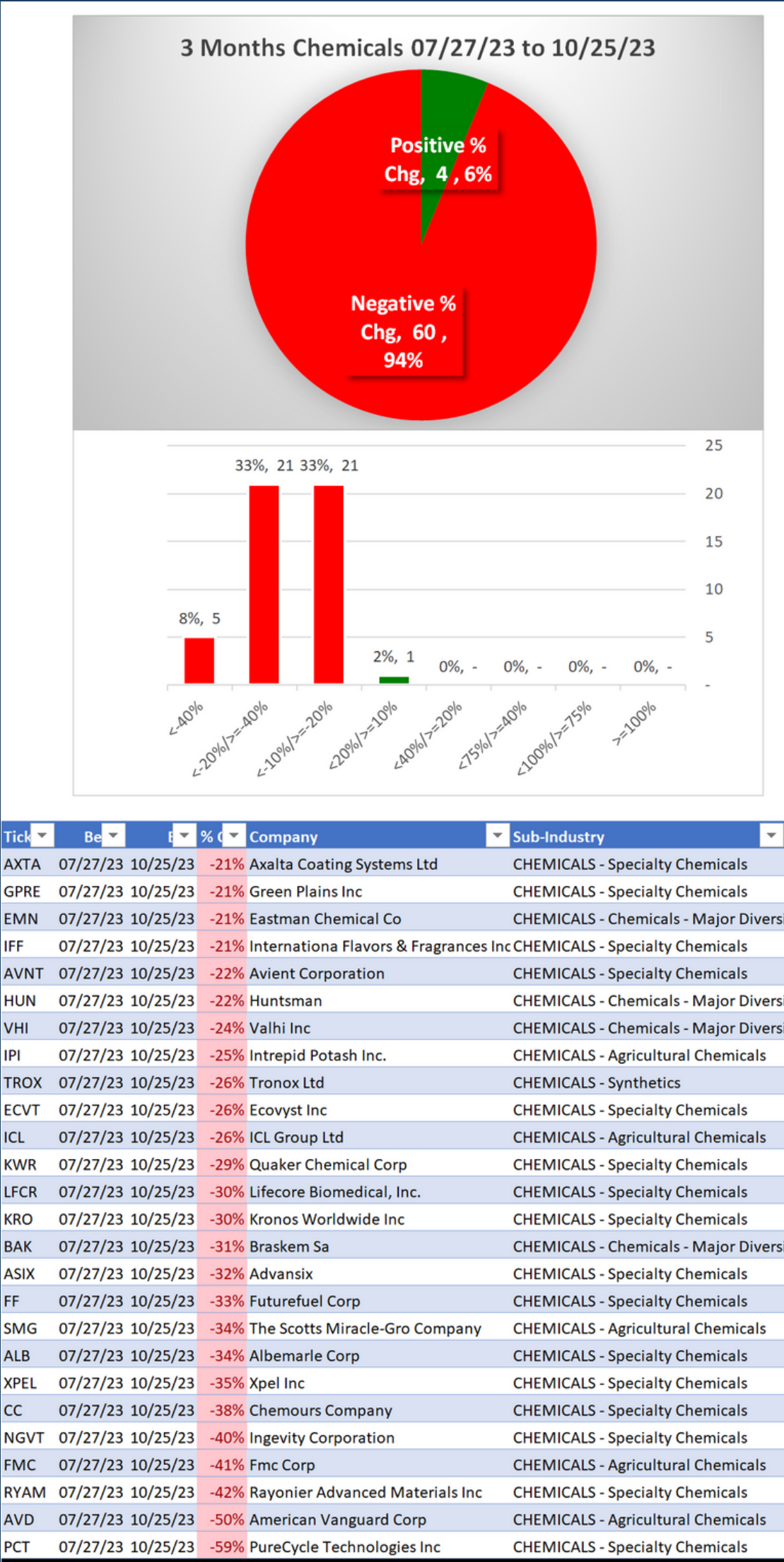
S	T	O	C	K													

Strongest to Weakest stocks ratio is 2:42 (3% and 66% of total) 10/18/23 to 10/25/23.

Green Highlight: Strengthened
Red Highlight: Weakened
No Highlight: Unchanged

3. STRENGTH BY LOOKBACK PERIOD (with Best/Worst stocks)

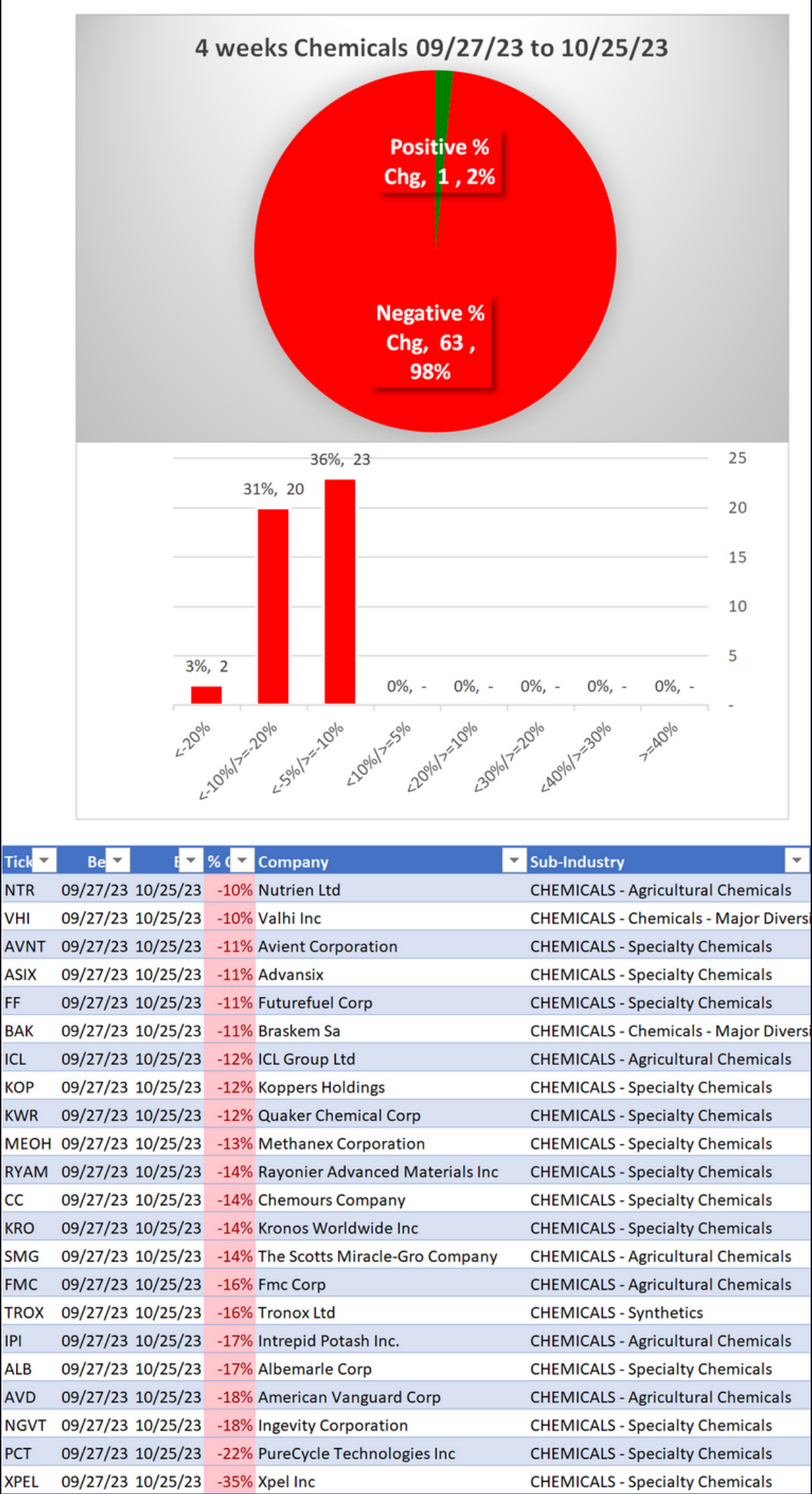
3A. Lookback 3 Months



0 stocks >+20% and 26 stocks <-20% (0% and 41% of total) 07/27/23 to 10/25/23.

3. STRENGTH BY LOOKBACK PERIOD (with Best/Worst stocks)

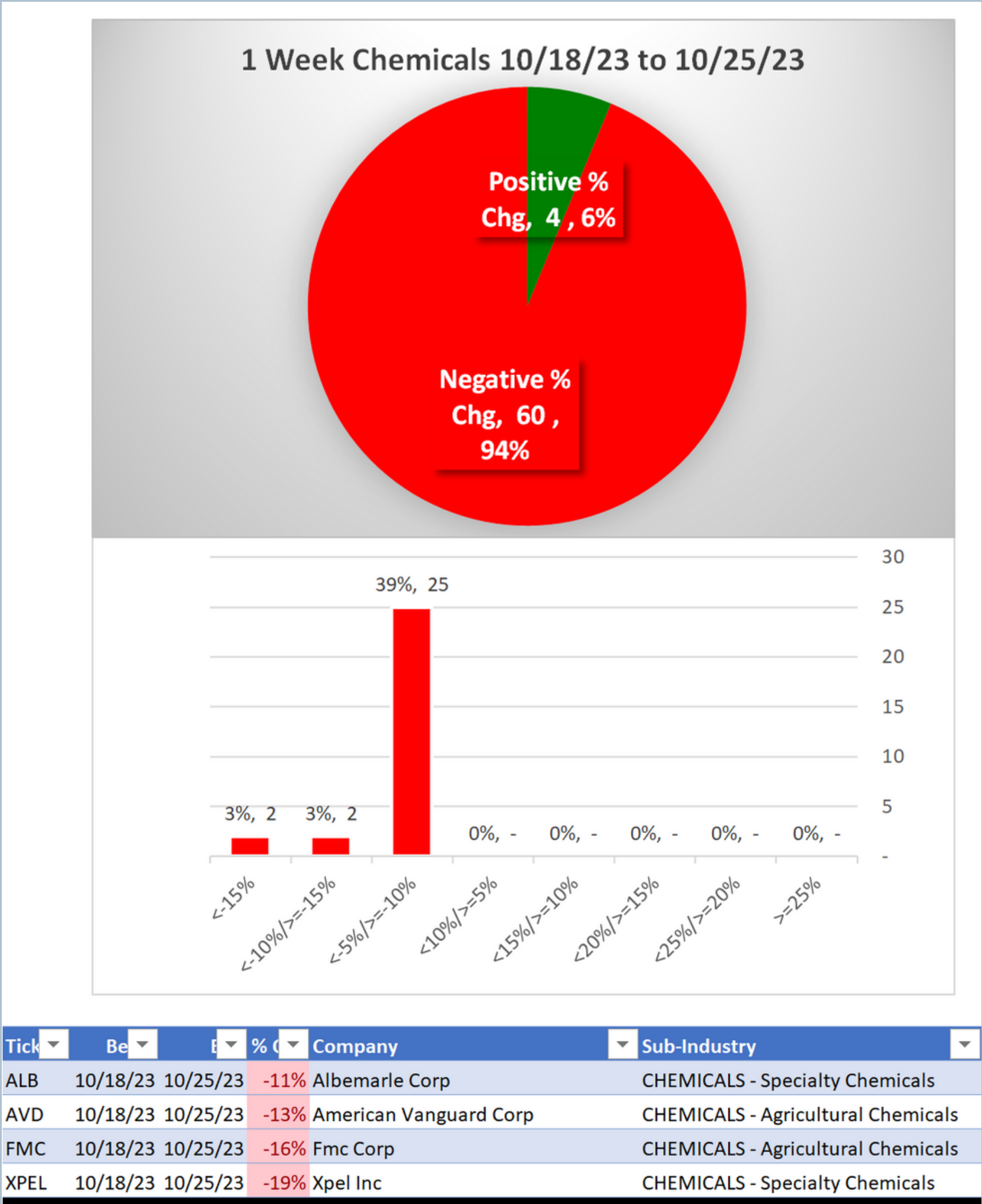
3B. Lookback 4 Weeks



0 stocks >+10% and 22 stocks <-10% (0% and 34% of total) 09/27/23 to 10/25/23.

3. STRENGTH BY LOOKBACK PERIOD (with Best/Worst stocks)

3C. Lookback 1 Week



0 stocks >+10% and 4 stocks <-10% (0% and 6% of total) 10/18/23 to 10/25/23.