

S	T	O	C	K									
					M	A	R	K	E	T			
					O	R	G	A	N	I	Z	E	R

**"I make my best decisions when I am disorganized"**

*Said no one, ever*




## Index/Sector/Industry/Sub-Industry


















































































General stabilization  
over the past week

OVERVIEW		OLDEST	OLDER	NEWER	NEWEST / CURRENT	
Index/Sector/Industry/Sub-Industry		7 Days - 02/27/23 to 03/06/23	7 Days - 03/06/23 to 03/13/23	7 Days - 03/13/23 to 03/20/23	7 Days - 03/20/23 to 03/27/23	Status 03/27/23
BANKING		Weakened	Weakened	Unchanged	Unchanged	7 Weaker
BANKING - Foreign Regional Banks		Weakened	Weakened	Weakened	Unchanged	8 Very Weak
BANKING - Money Center Banks		Weakened	Weakened	Weakened	Unchanged	7 Weaker
BANKING - Regional - Mid-Atlantic Banks		Unchanged	Weakened	Strengthened	Strengthened	7 Weaker
BANKING - Regional - Midwest Banks		Weakened	Weakened	Unchanged	Unchanged	8 Very Weak
BANKING - Regional - Northeast Banks		Weakened	Weakened	Unchanged	Unchanged	8 Very Weak
BANKING - Regional - Pacific Banks		Weakened	Weakened	Unchanged	Unchanged	9 Weakest
BANKING - Regional - Southeast Banks		Strengthened	Weakened	Unchanged	Unchanged	8 Very Weak
BANKING - Regional - Southwest Banks		Weakened	Weakened	Unchanged	Weakened	8 Very Weak
BANKING - Savings & Loans		Unchanged	Weakened	Weakened	Unchanged	8 Very Weak

NEWEST / CURRENT							7 Days - 03/20/23 to 03/27/23		#		Min	Max	Avg	Status	Lower Strength	STRENGTH CHANGE	Higher Strength
							KEY:	No change	<- Weakened	>- Strengthened							
<b>BANKING</b>							Unchanged	198	-7%	59%	0%	7 Weaker					
BANKING - Foreign Regional Banks							Unchanged	5	-1%	5%	1%	8 Very Weak					
BANKING - Money Center Banks							Unchanged	25	-4%	13%	2%	7 Weaker					
BANKING - Regional - Mid-Atlantic Banks							Strengthened	24	-3%	59%	3%	7 Weaker		>- >			
BANKING - Regional - Midwest Banks							Unchanged	23	-7%	6%	0%	8 Very Weak					
BANKING - Regional - Northeast Banks							Unchanged	55	-6%	6%	0%	8 Very Weak					
BANKING - Regional - Pacific Banks							Unchanged	22	-6%	17%	-1%	9 Weakest					
BANKING - Regional - Southeast Banks							Unchanged	12	-3%	3%	0%	8 Very Weak					
BANKING - Regional - Southwest Banks							Weakened	12	-6%	1%	-1%	8 Very Weak	<- <				
BANKING - Savings & Loans							Unchanged	20	-5%	6%	0%	8 Very Weak					

NEWER	7 Days - 03/13/23 to 03/20/23	#	Min	Max	Avg	Status	KEY:	No change	Weakened	Strengthened
<b>BANKING</b>	Unchanged	198	-61%	44%	0%	7 Weaker				
BANKING - Foreign Regional Banks	Weakened	5	-9%	0%	0%	8 Very Weak	< < < <			
BANKING - Money Center Banks	Weakened	25	-61%	3%	5%	7 Weaker		< < < <		
BANKING - Regional - Mid-Atlantic Banks	Strengthened	24	-11%	18%	0%	7 Weaker	> >			
BANKING - Regional - Midwest Banks	Unchanged	23	-8%	6%	0%	8 Very Weak				
BANKING - Regional - Northeast Banks	Unchanged	55	-6%	44%	1%	8 Very Weak				
BANKING - Regional - Pacific Banks	Unchanged	22	-4%	12%	1%	9 Weakest				
BANKING - Regional - Southeast Banks	Unchanged	12	-7%	4%	2%	8 Very Weak				
BANKING - Regional - Southwest Banks	Unchanged	12	-7%	6%	0%	7 Weaker				
BANKING - Savings & Loans	Weakened	20	-11%	35%	1%	8 Very Weak	< <			

OLDER	7 Days - 03/06/23 to 03/13/23	#	Min	Max	Avg	Status	KEY:  No change  Weakened  Strengthened
<b>BANKING</b>	<b>Weakened</b>	198	-74%	-3%	-17%	7 Weaker	
BANKING - Foreign Regional Banks	Weakened	5	-21%	-5%	-12%	7 Weaker	
BANKING - Money Center Banks	Weakened	25	-74%	-3%	-14%	6 Weak	
BANKING - Regional - Mid-Atlantic Banks	Weakened	24	-28%	-6%	-17%	8 Very Weak	
BANKING - Regional - Midwest Banks	Weakened	23	-43%	-5%	-16%	8 Very Weak	
BANKING - Regional - Northeast Banks	Weakened	55	-56%	-8%	-18%	8 Very Weak	
BANKING - Regional - Pacific Banks	Weakened	22	-65%	-11%	-24%	9 Weakest	
BANKING - Regional - Southeast Banks	Weakened	12	-20%	-7%	-14%	8 Very Weak	
BANKING - Regional - Southwest Banks	Weakened	12	-26%	-8%	-16%	7 Weaker	
BANKING - Savings & Loans	Weakened	20	-27%	-4%	-16%	7 Weaker	

OLDEST	7 Days - 02/27/23 to 03/06/23	#	Min	Max	Avg	Status	KEY:  No change  Weakened  Strengthened
BANKING	Weakened	198				5 Average	  
BANKING - Foreign Regional Banks	Weakened	5				4 Strong	    
BANKING - Money Center Banks	Weakened	25				4 Strong	    
BANKING - Regional - Mid-Atlantic Banks	Unchanged	24				5 Average	    
BANKING - Regional - Midwest Banks	Weakened	23				5 Average	    
BANKING - Regional - Northeast Banks	Weakened	55				6 Weak	    
BANKING - Regional - Pacific Banks	Weakened	22				6 Weak	    
BANKING - Regional - Southeast Banks	Strengthened	12				5 Average	    
BANKING - Regional - Southwest Banks	Weakened	12				4 Strong	    
BANKING - Savings & Loans	Unchanged	20				6 Weak	    

S	T	O	C	K									
					M	A	R	K	E	T			
					O	R	G	A	N	I	Z	E	R

**"I make my best decisions when I am disorganized"**

*Said no one, ever*

Page 2 of 4

S	T	O	C	K									
					M	A	R	K	E	T			
					O	R	G	A	N	I	Z	E	R

**"I make my best decisions when I am disorganized"**

*Said no one, ever*

Page 3 of 4

S	T	O	C	K									
					M	A	R	K	E	T			
					O	R	G	A	N	I	Z	E	R

"I make my best decisions when I am disorganized"

*Said no one, ever*

Financial	BANKING - Regional - Southwest Banks	Internet Bancshares Corp	0.0	1	IBOC	1%	7 Weaker
Financial	BANKING - Regional - Southwest Banks	Bok Financial Corp	0.0	2	BOKF	-2%	7 Weaker
Financial	BANKING - Regional - Southwest Banks	Enterprise Financial Services	0.0	3	EFSC	-3%	7 Weaker
Financial	BANKING - Regional - Southwest Banks	Heartland Financial Usa	0.0	4	HTLF	1%	8 Very Weak
Financial	BANKING - Regional - Southwest Banks	Prosperity Bancshares Inc	0.0	5	PB	0%	8 Very Weak
Financial	BANKING - Regional - Southwest Banks	Texas Capital Bancshares	0.0	6	TCBI	-6%	8 Very Weak
Financial	BANKING - Regional - Southwest Banks	First Financial Bankshrs	0.0	7	FFIN	1%	9 Weakest
Financial	BANKING - Regional - Southwest Banks	Qcr Hldgs Inc	0.0	8	QCRH	1%	9 Weakest
Financial	BANKING - Regional - Southwest Banks	Bankfirst Corp Oklahoma	0.0	9	BANF	0%	9 Weakest << <
Financial	BANKING - Regional - Southwest Banks	Commerce Bancshares Inc	0.0	10	CBSH	-1%	9 Weakest
Financial	BANKING - Regional - Southwest Banks	Cullen/Frost Bankers	0.0	11	CFR	-2%	9 Weakest
Financial	BANKING - Regional - Southwest Banks	Umb Financial Corp	0.0	12	UMBF	-2%	9 Weakest
Financial	BANKING - Savings & Loans	Meta Financial Grp Inc	0.0	1	CASH	-2%	5 Average
Financial	BANKING - Savings & Loans	Ocwen Financial Corp	0.0	2	OCN	6%	8 Very Weak
Financial	BANKING - Savings & Loans	Berkshire Hills Bncorp	0.0	3	BHLB	5%	8 Very Weak
Financial	BANKING - Savings & Loans	Oceanfirst Fincl Corp	0.0	4	OCFC	0%	8 Very Weak
Financial	BANKING - Savings & Loans	Axos Financial Inc	0.0	5	AX	0%	8 Very Weak << < < < < < <
Financial	BANKING - Savings & Loans	Washington Federal Inc	0.0	6	WAFD	0%	8 Very Weak
Financial	BANKING - Savings & Loans	Provident Financial Svcs Inc	0.0	7	PFS	-2%	8 Very Weak
Financial	BANKING - Savings & Loans	New York Community Bancorp	0.5	8	NYCB	3%	9 Weakest
Financial	BANKING - Savings & Loans	Waterstone Financial` Inc.	0.5	9	WSBF	2%	9 Weakest
Financial	BANKING - Savings & Loans	HomeStreet` Inc.	0.5	10	HMST	2%	9 Weakest
Financial	BANKING - Savings & Loans	Banner Corporation	0.5	11	BANR	1%	9 Weakest
Financial	BANKING - Savings & Loans	Brookline Bancorp Inc	0.5	12	BRKL	1%	9 Weakest
Financial	BANKING - Savings & Loans	Dime Community Bancshare	0.5	13	DCOM	0%	9 Weakest
Financial	BANKING - Savings & Loans	HarborOne Bancorp Inc	0.5	14	HONE	-1%	9 Weakest
Financial	BANKING - Savings & Loans	Capitol Federal Fncl	0.5	15	CFFN	-1%	9 Weakest
Financial	BANKING - Savings & Loans	Columbia Banking System	0.5	16	COLB	-2%	9 Weakest
Financial	BANKING - Savings & Loans	Flushing Financial Corp	0.5	17	FFIC	-2%	9 Weakest
Financial	BANKING - Savings & Loans	Kearny Financial Corp	0.5	18	KRNY	-2%	9 Weakest
Financial	BANKING - Savings & Loans	Northwest Bancshares Inc	0.5	19	NWBK	-2%	9 Weakest
Financial	BANKING - Savings & Loans	Live Oak Bancshares Inc	0.5	20	LOB	-5%	9 Weakest