

STRENGTH REPORT

TABLE OF CONTENTS

"I make my best decisions when I am disorganized"

Said no one, everPAGE INDEX/INDUSTRY

2	SP500
3	NDX
4	DJ30
5	DJ20
6	DJ15
7	TECHNOLOGY: COMPUTER SOFTWARE
8	TECHNOLOGY: ELECTRONICS
9	FINANCIAL: BANKING
10	FINANCIAL: REAL ESTATE
11	MATERIALS & CONSTRUCTION
12	ENERGY
13	METALS & MINING

OLDEST	OLDER	NEWER	NEWEST / CURRENT	
7 Days - 10/14/22 to 10/21/22	7 Days - 10/21/22 to 10/28/22	7 Days - 10/28/22 to 11/04/22	7 Days - 11/04/22 to 11/11/22	Status 11/11/22
Strengthened	Strengthened	Unchanged	Strengthened	5 Average
Strengthened	Strengthened	Unchanged	Strengthened	7 Weaker
Strengthened	Strengthened	Unchanged	Strengthened	5 Average
Strengthened	Strengthened	Strengthened	Strengthened	5 Average
Unchanged	Strengthened	Unchanged	Strengthened	7 Weaker
Strengthened	Strengthened	Weakened	Strengthened	6 Weak
Strengthened	Strengthened	Strengthened	Strengthened	4 Strong
Unchanged	Strengthened	Strengthened	Strengthened	4 Strong
Unchanged	Strengthened	Unchanged	Strengthened	6 Weak
Strengthened	Strengthened	Unchanged	Strengthened	4 Strong
Strengthened	Unchanged	Strengthened	Strengthened	3 Stronger
Strengthened	Strengthened	Unchanged	Strengthened	4 Strong

FOR EDUCATIONAL PURPOSES ONLY. NOT AN INVESTMENT RECOMMENDATION.

STRENGTH REPORT

SP500

"I make my best decisions when I am disorganized"

Said no one, ever

S	T	O	C	K	=	=	S	M
W	7	G	%	G	R	P	V	2
D	9	S	M	A	R	K	E	T
I	M	a	s	S	E	R	E	X
T	O	R	G	A	N	I	Z	E
A	@	G	L	D	H	M	S	V

OVERVIEW	OLDEST 7 Days - 10/14/22 to 10/21/22	OLDER 7 Days - 10/21/22 to 10/28/22	NEWER 7 Days - 10/28/22 to 11/04/22	NEWEST / CURRENT 7 Days - 11/04/22 to 11/11/22	Status 11/11/22
Index/Sector/Industry/Sub-Industry					
SP500	Strengthened	Strengthened	Unchanged	Strengthened	5 Average
Basic Materials	Strengthened	Strengthened	Unchanged	Strengthened	3 Stronger
Consumer Goods	Strengthened	Strengthened	Weakened	Strengthened	5 Average
Industrial Goods	Strengthened	Strengthened	Unchanged	Strengthened	5 Average
Financial	Strengthened	Strengthened	Unchanged	Strengthened	5 Average
Healthcare	Strengthened	Strengthened	Strengthened	Strengthened	4 Strong
Services	Strengthened	Strengthened	Unchanged	Strengthened	5 Average
Technology	Strengthened	Strengthened	Weakened	Strengthened	5 Average
Utilities	Unchanged	Strengthened	Unchanged	Strengthened	6 Weak

NEWEST / CURRENT	7 Days - 11/04/22 to 11/11/22	#	Min	Max	Avg	Status	Lower Strength	STRENGTH CHANGE	Higher Strength
SP500	Strengthened	498	-10%	32%	6%	5 Average	KEY: No change	<- Weakened	-> Strengthened
Basic Materials	Strengthened	40	-1%	20%	5%	3 Stronger			
Consumer	Strengthened	77	-6%	20%	5%	5 Average			
Financial	Strengthened	91	-10%	30%	6%	5 Average			
Healthcare	Strengthened	56	-7%	21%	6%	5 Average			
Industrial	Strengthened	59	-10%	32%	6%	4 Strong			
Services	Strengthened	59	-5%	27%	8%	5 Average			
Technology	Strengthened	86	-6%	24%	9%	5 Average			
Utilities	Strengthened	30	-8%	6%	1%	6 Weak			

NEWER	7 Days - 10/28/22 to 11/04/22	#	Min	Max	Avg	Status	Lower Strength	STRENGTH CHANGE	Higher Strength
SP500	Unchanged	498	-36%	45%	-2%	6 Weak	KEY: No change	<- Weakened	-> Strengthened
Basic Materials	Unchanged	40	-7%	9%	2%	4 Strong			
Consumer	Weakened	77	-15%	9%	-2%	6 Weak			
Financial	Unchanged	91	-36%	6%	-2%	6 Weak			
Healthcare	Unchanged	56	-36%	45%	-2%	5 Average			
Industrial	Strengthened	59	-20%	11%	-1%	5 Average			
Services	Unchanged	59	-22%	21%	-2%	6 Weak			
Technology	Weakened	86	-29%	8%	-4%	7 Weaker			
Utilities	Unchanged	30	-5%	3%	0%	7 Weaker			

OLDER	7 Days - 10/21/22 to 10/28/22	#	Min	Max	Avg	Status	Lower Strength	STRENGTH CHANGE	Higher Strength
SP500	Strengthened	498	-24%	30%	6%	6 Weak	KEY: No change	<- Weakened	-> Strengthened
Basic Materials	Strengthened	40	-5%	9%	2%	4 Strong			
Consumer	Strengthened	77	-13%	15%	6%	6 Weak			
Financial	Strengthened	91	-8%	18%	6%	6 Weak			
Healthcare	Strengthened	56	-22%	30%	6%	5 Average			
Industrial	Strengthened	59	-1%	15%	7%	5 Average			
Services	Strengthened	59	-5%	15%	6%	6 Weak			
Technology	Strengthened	86	-24%	21%	5%	7 Weaker			
Utilities	Strengthened	30	3%	10%	6%	7 Weaker			

OLDEST	7 Days - 10/14/22 to 10/21/22	#	Min	Max	Avg	Status	Lower Strength	STRENGTH CHANGE	Higher Strength
SP500	Strengthened	498	-28%	26%	4%	7 Weaker	KEY: No change	<- Weakened	-> Strengthened
Basic Materials	Strengthened	40	-8%	20%	8%	4 Strong			
Consumer	Strengthened	77	-7%	26%	2%	7 Weaker			
Financial	Strengthened	91	-28%	13%	2%	7 Weaker			
Healthcare	Strengthened	56	-6%	19%	2%	6 Weak			
Industrial	Strengthened	59	-20%	17%	4%	7 Weaker			
Services	Strengthened	59	-10%	15%	4%	7 Weaker			
Technology	Strengthened	86	-4%	17%	6%	7 Weaker			
Utilities	Unchanged	30	0%	7%	2%	7 Weaker			

STRENGTH REPORT

NDX

"I make my best decisions when I am disorganized"

Said no one, ever

S	T	O	C	K	=	=	S	M
D	9	S	M	A	R	K	E	T
O	R	G	A	N	I	Z	E	R

OVERVIEW	OLDEST 7 Days - 10/14/22 to 10/21/22	OLDER 7 Days - 10/21/22 to 10/28/22	NEWER 7 Days - 10/28/22 to 11/04/22	NEWEST / CURRENT 7 Days - 11/04/22 to 11/11/22	Status 11/11/22
Index/Sector/Industry/Sub-Industry					
NDX	Strengthened	Strengthened	Unchanged	Strengthened	5 Average
Basic Materials					
Consumer Goods	Strengthened	Strengthened	Strengthened	Strengthened	4 Strong
Industrial Goods	Strengthened	Strengthened	Unchanged	Strengthened	4 Strong
Financial	Strengthened	Strengthened	Unchanged	Strengthened	3 Stronger
Healthcare	Unchanged	Strengthened	Unchanged	Strengthened	4 Strong
Services	Strengthened	Strengthened	Weakened	Strengthened	5 Average
Technology	Strengthened	Strengthened	Unchanged	Strengthened	6 Weak
Utilities	Unchanged	Unchanged	Unchanged	Strengthened	6 Weak

NEWEST / CURRENT	7 Days - 11/04/22 to 11/11/22	#	Min	Max	Avg	Status	KEY: No change <- Weakened -> Strengthened
NDX	Strengthened	103	-7%	30%	10%	5 Average	
Basic Materials							
Consumer	Strengthened	20	-7%	16%	4%	4 Strong	
Financial	Strengthened	3	-4%	21%	10%	4 Strong	
Healthcare	Strengthened	12	-2%	21%	7%	3 Stronger	
Industrial	Strengthened	2	-2%	5%	4%	4 Strong	
Services	Strengthened	14	-5%	16%	9%	5 Average	
Technology	Strengthened	48	-2%	30%	14%	6 Weak	
Utilities	Strengthened	4	-2%	5%	2%	6 Weak	

NEWER	7 Days - 10/28/22 to 11/04/22	#	Min	Max	Avg	Status	KEY: No change <- Weakened -> Strengthened
NDX	Unchanged	103	-38%	17%	-4%	6 Weak	
Basic Materials							
Consumer	Strengthened	20	-12%	17%	1%	5 Average	
Financial	Unchanged	3	-13%	0%	5%	5 Average	
Healthcare	Unchanged	12	-4%	5%	0%	4 Strong	
Industrial	Unchanged	2	1%	2%	2%	6 Weak	
Services	Weakened	14	-17%	5%	-3%	7 Weaker	
Technology	Unchanged	48	-38%	17%	-6%	7 Weaker	
Utilities	Unchanged	4	-4%	1%	-1%	6 Weak	

OLDER	7 Days - 10/21/22 to 10/28/22	#	Min	Max	Avg	Status	KEY: No change <- Weakened -> Strengthened
NDX	Strengthened	103	-24%	18%	4%	6 Weak	
Basic Materials							
Consumer	Strengthened	20	-13%	12%	5%	5 Average	
Financial	Strengthened	3	3%	15%	8%	5 Average	
Healthcare	Strengthened	12	-9%	18%	7%	4 Strong	
Industrial	Strengthened	2	6%	12%	9%	6 Weak	
Services	Strengthened	14	-4%	11%	4%	7 Weaker	
Technology	Strengthened	48	-24%	14%	2%	7 Weaker	
Utilities	Unchanged	4	4%	7%	6%	6 Weak	

OLDEST	7 Days - 10/14/22 to 10/21/22	#	Min	Max	Avg	Status	KEY: No change <- Weakened -> Strengthened
NDX	Strengthened	103	-39%	26%	5%	7 Weaker	
Basic Materials							
Consumer	Strengthened	20	-11%	26%	5%	7 Weaker	
Financial	Strengthened	3	-2%	4%	4%	7 Weaker	
Healthcare	Strengthened	12	-4%	19%	3%	5 Average	
Industrial	Unchanged	2	5%	5%	5%	9 Weakest	
Services	Strengthened	14	0%	10%	3%	7 Weaker	
Technology	Strengthened	48	-9%	22%	6%	8 Very Weak	
Utilities	Unchanged	4	0%	7%	3%	6 Weak	

STRENGTH REPORT

DJ30

"I make my best decisions when I am disorganized"

Said no one, ever

4	@	0	<	3	K	L	D	e	#
S	T	O	C	K	=	=	-	S	M
V	7	o	&	%	G	R	?	V	2
D	9	8	M	A	R	K	E	T	=
I	M	*	q	3	>	8	9	#	x
I	O	R	G	A	N	I	Z	E	R
4	@	0	L	D	H	M	I	S	Y

OVERVIEW	OLDEST 7 Days - 10/14/22 to 10/21/22	OLDER 7 Days - 10/21/22 to 10/28/22	NEWER 7 Days - 10/28/22 to 11/04/22	NEWEST / CURRENT 7 Days - 11/04/22 to 11/11/22	Status 11/11/22
Index/Sector/Industry/Sub-Industry					
DJ30	Strengthened	Strengthened	Unchanged	Strengthened	5 Average
Basic Materials	Unchanged	Unchanged	Strengthened	Strengthened	4 Strong
Consumer Goods	Strengthened	Strengthened	Weakened	Strengthened	5 Average
Industrial Goods	Strengthened	Strengthened	Strengthened	Strengthened	4 Strong
Financial	Strengthened	Strengthened	Weakened	Weakened	4 Strong
Healthcare	Strengthened	Strengthened	Strengthened	Strengthened	4 Strong
Services	Strengthened	Strengthened	Weakened	Strengthened	5 Average
Technology	Strengthened	Strengthened	Unchanged	Strengthened	6 Weak
Utilities

NEWEST / CURRENT	7 Days - 11/04/22 to 11/11/22	#	Min	Max	Avg	Status	Lower Strength	STRENGTH CHANGE	Higher Strength
DJ30	Strengthened	30	-5%	13%	5%	5 Average	KEY: No change	<- Weakened	-> Strengthened
Basic Materials	Strengthened	2	2%	8%	5%	4 Strong		-> -> ->	
Consumer	Strengthened	6	1%	11%	7%	5 Average		-> -> -> -> ->	
Financial	Strengthened	4	1%	8%	4%	4 Strong			-> ->
Healthcare	Weakened	4	-3%	6%	0%	4 Strong		<- <- <- <- <-	
Industrial	Strengthened	4	2%	11%	6%	4 Strong		-> -> -> -> ->	
Services	Strengthened	3	-5%	4%	-1%	5 Average		-> ->	
Technology	Strengthened	7	1%	13%	7%	6 Weak		-> -> ->	
Utilities	.	0	0%	0%	.	.			

NEWER	7 Days - 10/28/22 to 11/04/22	#	Min	Max	Avg	Status	Lower Strength	STRENGTH CHANGE	Higher Strength
DJ30	Unchanged	30	-14%	11%	-1%	5 Average	KEY: No change	<- Weakened	-> Strengthened
Basic Materials	Strengthened	2	2%	3%	3%	5 Average		-> -> ->	
Consumer	Weakened	6	-5%	2%	-1%	7 Weaker		<- <-	
Financial	Strengthened	4	4%	5%	1%	4 Strong		-> -> -> ->	
Healthcare	Weakened	4	-2%	-2%	-2%	3 Stronger			<- <- <-
Industrial	Strengthened	4	-1%	11%	4%	5 Average		-> -> ->	
Services	Weakened	3	-6%	0%	-4%	6 Weak		<- <- <- <-	
Technology	Unchanged	7	-14%	-1%	-6%	7 Weaker			
Utilities	.	0	0%	0%	.	.			

OLDER	7 Days - 10/21/22 to 10/28/22	#	Min	Max	Avg	Status	Lower Strength	STRENGTH CHANGE	Higher Strength
DJ30	Strengthened	30	-3%	15%	6%	5 Average	KEY: No change	<- Weakened	-> Strengthened
Basic Materials	Unchanged	2	1%	4%	3%	5 Average		-> -> ->	
Consumer	Strengthened	6	4%	9%	6%	6 Weak		-> -> ->	
Financial	Strengthened	4	3%	7%	5%	5 Average		-> -> -> ->	
Healthcare	Strengthened	4	3%	9%	5%	1 Strongest			-> -> -> ->
Industrial	Strengthened	4	12%	15%	9%	6 Weak		-> -> -> -> -> ->	
Services	Strengthened	3	4%	10%	7%	5 Average		-> -> -> -> -> ->	
Technology	Strengthened	7	-3%	8%	5%	7 Weaker		-> -> ->	
Utilities	.	0	0%	0%	.	.			

OLDEST	7 Days - 10/14/22 to 10/21/22	#	Min	Max	Avg	Status	Lower Strength	STRENGTH CHANGE	Higher Strength
DJ30	Strengthened	30	-3%	13%	5%	6 Weak	KEY: No change	<- Weakened	-> Strengthened
Basic Materials	Unchanged	2	4%	8%	6%	5 Average		-> -> ->	
Consumer	Strengthened	6	0%	5%	2%	7 Weaker		-> -> ->	
Financial	Strengthened	4	2%	10%	7%	6 Weak		-> -> -> ->	
Healthcare	Strengthened	4	0%	4%	3%	3 Stronger			-> -> -> ->
Industrial	Strengthened	4	3%	7%	5%	8 Very Weak		-> ->	
Services	Strengthened	3	4%	8%	6%	7 Weaker		-> -> -> ->	
Technology	Strengthened	7	-3%	13%	6%	8 Very Weak		-> ->	
Utilities	.	0	0%	0%	.	.			

FOR EDUCATIONAL PURPOSES ONLY. NOT AN INVESTMENT RECOMMENDATION.

STRENGTH REPORT

DJ20

"I make my best decisions when I am disorganized"

Said no one, ever

S	T	O	C	K	=	S	M
V	7	G	%	G	R	P	V
D	9	S	M	A	R	K	E
T	M	d	S	S	E	X	
O	R	G	A	N	I	Z	E
A	@	G	L	D	H	M	S

OVERVIEW	OLDEST	OLDER	NEWER	NEWEST / CURRENT	
Index/Sector/Industry/Sub-Industry	7 Days - 10/14/22 to 10/21/22	7 Days - 10/21/22 to 10/28/22	7 Days - 10/28/22 to 11/04/22	7 Days - 11/04/22 to 11/11/22	Status 11/11/22
DJ20	Strengthened	Strengthened	Strengthened	Strengthened	5 Average
Basic Materials
Consumer Goods
Industrial Goods
Financial
Healthcare
Services	Strengthened	Strengthened	Strengthened	Strengthened	5 Average
Technology
Utilities

NEWEST / CURRENT	7 Days - 11/04/22 to 11/11/22	#	Min	Max	Avg	Status	KEY: Lower Strength	STRENGTH CHANGE	Higher Strength
DJ20	Strengthened	19	-2%	18%	7%	5 Average	No change	-> -> -> -> ->	-> -> -> -> ->
Basic Materials	.	0	0%	0%	.	.			
Consumer	.	0	0%	0%	.	.			
Financial	.	0	0%	0%	.	.			
Healthcare	.	0	0%	0%	.	.			
Industrial	.	0	0%	0%	.	.			
Services	Strengthened	19	-2%	18%	7%	5 Average		-> -> -> -> ->	
Technology	.	0	0%	0%	.	.			
Utilities	.	0	0%	0%	.	.			

NEWER	7 Days - 10/28/22 to 11/04/22	#	Min	Max	Avg	Status	KEY: Lower Strength	STRENGTH CHANGE	Higher Strength
DJ20	Strengthened	19	-8%	3%	-1%	6 Weak	No change	-> ->	
Basic Materials	.	0	0%	0%	.	.			
Consumer	.	0	0%	0%	.	.			
Financial	.	0	0%	0%	.	.			
Healthcare	.	0	0%	0%	.	.			
Industrial	.	0	0%	0%	.	.			
Services	Strengthened	19	-8%	3%	-1%	6 Weak		-> ->	
Technology	.	0	0%	0%	.	.			
Utilities	.	0	0%	0%	.	.			

OLDER	7 Days - 10/21/22 to 10/28/22	#	Min	Max	Avg	Status	KEY: Lower Strength	STRENGTH CHANGE	Higher Strength
DJ20	Strengthened	19	-2%	29%	7%	6 Weak	No change	-> -> -> -> ->	
Basic Materials	.	0	0%	0%	.	.			
Consumer	.	0	0%	0%	.	.			
Financial	.	0	0%	0%	.	.			
Healthcare	.	0	0%	0%	.	.			
Industrial	.	0	0%	0%	.	.			
Services	Strengthened	19	-2%	29%	7%	6 Weak		-> -> -> -> ->	
Technology	.	0	0%	0%	.	.			
Utilities	.	0	0%	0%	.	.			

OLDEST	7 Days - 10/14/22 to 10/21/22	#	Min	Max	Avg	Status	KEY: Lower Strength	STRENGTH CHANGE	Higher Strength
DJ20	Strengthened	19	-3%	14%	3%	7 Weaker	No change	-> ->	
Basic Materials	.	0	0%	0%	.	.			
Consumer	.	0	0%	0%	.	.			
Financial	.	0	0%	0%	.	.			
Healthcare	.	0	0%	0%	.	.			
Industrial	.	0	0%	0%	.	.			
Services	Strengthened	19	-3%	14%	3%	7 Weaker		-> ->	
Technology	.	0	0%	0%	.	.			
Utilities	.	0	0%	0%	.	.			

FOR EDUCATIONAL PURPOSES ONLY. NOT AN INVESTMENT RECOMMENDATION.

STRENGTH REPORT

DJ15

"I make my best decisions when I am disorganized"

Said no one, ever

S	T	O	C	K	=	S	M
V	7	G	%	G	R	P	V
D	9	S	M	A	R	K	E
T	M	d	S	S	S	E	X
T	O	R	G	A	N	I	Z
A	@	G	L	D	H	M	T

OVERVIEW	OLDEST	OLDER	NEWER	NEWEST / CURRENT	
Index/Sector/Industry/Sub-Industry	7 Days - 10/14/22 to 10/21/22	7 Days - 10/21/22 to 10/28/22	7 Days - 10/28/22 to 11/04/22	7 Days - 11/04/22 to 11/11/22	Status 11/11/22
DJ15	Unchanged	Strengthened	Unchanged	Strengthened	7 Weaker
Basic Materials
Consumer Goods
Industrial Goods
Financial
Healthcare
Services
Technology
Utilities	Unchanged	Strengthened	Unchanged	Strengthened	7 Weaker

NEWEST / CURRENT	7 Days - 11/04/22 to 11/11/22	#	Min	Max	Avg	Status	KEY:	Lower Strength	STRENGTH CHANGE	Higher Strength
DJ15	Strengthened	15	-8%	6%	1%	7 Weaker	-> ->	No change	<- Weakened	-> Strengthened
Basic Materials	.	0	0%	0%	.	.				
Consumer	.	0	0%	0%	.	.				
Financial	.	0	0%	0%	.	.				
Healthcare	.	0	0%	0%	.	.				
Industrial	.	0	0%	0%	.	.				
Services	.	0	0%	0%	.	.				
Technology	.	0	0%	0%	.	.				
Utilities	Strengthened	15	-8%	6%	1%	7 Weaker	-> ->			

NEWER	7 Days - 10/28/22 to 11/04/22	#	Min	Max	Avg	Status	KEY:	Lower Strength	STRENGTH CHANGE	Higher Strength
DJ15	Unchanged	15	-5%	2%	-1%	7 Weaker		No change	<- Weakened	-> Strengthened
Basic Materials	.	0	0%	0%	.	.				
Consumer	.	0	0%	0%	.	.				
Financial	.	0	0%	0%	.	.				
Healthcare	.	0	0%	0%	.	.				
Industrial	.	0	0%	0%	.	.				
Services	.	0	0%	0%	.	.				
Technology	.	0	0%	0%	.	.				
Utilities	Unchanged	15	-5%	2%	-1%	7 Weaker				

OLDER	7 Days - 10/21/22 to 10/28/22	#	Min	Max	Avg	Status	KEY:	Lower Strength	STRENGTH CHANGE	Higher Strength
DJ15	Strengthened	15	3%	10%	6%	7 Weaker	-> ->	No change	<- Weakened	-> Strengthened
Basic Materials	.	0	0%	0%	.	.				
Consumer	.	0	0%	0%	.	.				
Financial	.	0	0%	0%	.	.				
Healthcare	.	0	0%	0%	.	.				
Industrial	.	0	0%	0%	.	.				
Services	.	0	0%	0%	.	.				
Technology	.	0	0%	0%	.	.				
Utilities	Strengthened	15	3%	10%	6%	7 Weaker	-> ->			

OLDEST	7 Days - 10/14/22 to 10/21/22	#	Min	Max	Avg	Status	KEY:	Lower Strength	STRENGTH CHANGE	Higher Strength
DJ15	Unchanged	15	0%	5%	2%	7 Weaker		No change	<- Weakened	-> Strengthened
Basic Materials	.	0	0%	0%	.	.				
Consumer	.	0	0%	0%	.	.				
Financial	.	0	0%	0%	.	.				
Healthcare	.	0	0%	0%	.	.				
Industrial	.	0	0%	0%	.	.				
Services	.	0	0%	0%	.	.				
Technology	.	0	0%	0%	.	.				
Utilities	Unchanged	15	0%	5%	2%	7 Weaker				

STRENGTH REPORT

TECHNOLOGY: COMPUTER SOFTWARE

"I make my best decisions when I am disorganized"

Said no one, ever

4	@	<	B	K	L	D	E	#
S	T	O	C	K	=	-	-	S
V	7	8	&	%	G	R	?	V
D	9	8	M	A	R	K	E	T
I	M	q	3	>	5	9	J	K
1	O	R	G	A	N	I	Z	E
4	@	<	B	K	L	D	E	#

OVERVIEW	OLDEST 7 Days - 10/14/22 to 10/21/22	OLDER 7 Days - 10/21/22 to 10/28/22	NEWER 7 Days - 10/28/22 to 11/04/22	NEWEST / CURRENT 7 Days - 11/04/22 to 11/11/22	Status 11/11/22
Index/Sector/Industry/Sub-Industry					
COMPUTER SOFTWARE	Strengthened	Strengthened	Weakened	Strengthened	6 Weak
COMPUTER SOFTWARE & SERVICES - Application Software	Strengthened	Strengthened	Weakened	Strengthened	6 Weak
COMPUTER SOFTWARE & SERVICES - Business Software & Services	Strengthened	Strengthened	Weakened	Strengthened	6 Weak
COMPUTER SOFTWARE & SERVICES - Healthcare Information Service	Strengthened	Strengthened	Weakened	Strengthened	5 Average
COMPUTER SOFTWARE & SERVICES - Information & Delivery Service	Unchanged	Strengthened	Weakened	Strengthened	5 Average
COMPUTER SOFTWARE & SERVICES - Information Technology Services	Strengthened	Strengthened	Weakened	Strengthened	5 Average
COMPUTER SOFTWARE & SERVICES - Multimedia & Graphics Software	Strengthened	Strengthened	Weakened	Strengthened	5 Average
COMPUTER SOFTWARE & SERVICES - Security Software & Services	Strengthened	Strengthened	Unchanged	Strengthened	4 Strong
COMPUTER SOFTWARE & SERVICES - Technical & System Software	Strengthened	Strengthened	Strengthened	Strengthened	4 Strong

NEWEST / CURRENT	7 Days - 11/04/22 to 11/11/22	#	Min	Max	Avg	Status	KEY: No change < Weakened > Strengthened
COMPUTER SOFTWARE	Strengthened	206	-57%	81%	11%	6 Weak	
COMPUTER SOFTWARE & SERVICES - Application Software	Strengthened	93	-57%	81%	13%	6 Weak	
COMPUTER SOFTWARE & SERVICES - Business Software & Services	Strengthened	49	-37%	32%	8%	6 Weak	
COMPUTER SOFTWARE & SERVICES - Healthcare Information Service	Strengthened	9	-16%	56%	13%	5 Average	
COMPUTER SOFTWARE & SERVICES - Information & Delivery Service	Strengthened	5	3%	13%	6%	5 Average	
COMPUTER SOFTWARE & SERVICES - Information Technology Services	Strengthened	27	-41%	42%	12%	5 Average	
COMPUTER SOFTWARE & SERVICES - Multimedia & Graphics Software	Strengthened	8	-6%	19%	8%	5 Average	
COMPUTER SOFTWARE & SERVICES - Security Software & Services	Strengthened	5	4%	18%	7%	4 Strong	
COMPUTER SOFTWARE & SERVICES - Technical & System Software	Strengthened	10	0%	27%	11%	4 Strong	

NEWER	7 Days - 10/28/22 to 11/04/22	#	Min	Max	Avg	Status	KEY: No change < Weakened > Strengthened
COMPUTER SOFTWARE	Weakened	206	-59%	52%	-9%	7 Weaker	
COMPUTER SOFTWARE & SERVICES - Application Software	Weakened	93	-59%	52%	-11%	7 Weaker	
COMPUTER SOFTWARE & SERVICES - Business Software & Services	Weakened	49	-23%	41%	-8%	7 Weaker	
COMPUTER SOFTWARE & SERVICES - Healthcare Information Service	Weakened	9	-24%	6%	-8%	6 Weak	
COMPUTER SOFTWARE & SERVICES - Information & Delivery Service	Weakened	5	-11%	-1%	-6%	7 Weaker	
COMPUTER SOFTWARE & SERVICES - Information Technology Services	Weakened	27	-41%	18%	-8%	6 Weak	
COMPUTER SOFTWARE & SERVICES - Multimedia & Graphics Software	Weakened	8	-12%	1%	-5%	7 Weaker	
COMPUTER SOFTWARE & SERVICES - Security Software & Services	Unchanged	5	-8%	8%	-1%	6 Weak	
COMPUTER SOFTWARE & SERVICES - Technical & System Software	Strengthened	10	-17%	7%	4%	7 Weaker	

OLDER	7 Days - 10/21/22 to 10/28/22	#	Min	Max	Avg	Status	KEY: No change < Weakened > Strengthened
COMPUTER SOFTWARE	Strengthened	206	-24%	25%	5%	7 Weaker	
COMPUTER SOFTWARE & SERVICES - Application Software	Strengthened	93	-24%	25%	5%	7 Weaker	
COMPUTER SOFTWARE & SERVICES - Business Software & Services	Strengthened	49	-5%	23%	6%	6 Weak	
COMPUTER SOFTWARE & SERVICES - Healthcare Information Service	Strengthened	9	0%	23%	6%	5 Average	
COMPUTER SOFTWARE & SERVICES - Information & Delivery Service	Strengthened	5	5%	15%	8%	6 Weak	
COMPUTER SOFTWARE & SERVICES - Information Technology Services	Strengthened	27	-24%	22%	5%	6 Weak	
COMPUTER SOFTWARE & SERVICES - Multimedia & Graphics Software	Strengthened	8	-1%	9%	4%	6 Weak	
COMPUTER SOFTWARE & SERVICES - Security Software & Services	Strengthened	5	3%	12%	7%	6 Weak	
COMPUTER SOFTWARE & SERVICES - Technical & System Software	Strengthened	10	-7%	10%	4%	7 Weaker	

OLDEST	7 Days - 10/14/22 to 10/21/22	#	Min	Max	Avg	Status	KEY: No change < Weakened > Strengthened
COMPUTER SOFTWARE	Strengthened	206	-10%	32%	6%	7 Weaker	
COMPUTER SOFTWARE & SERVICES - Application Software	Strengthened	93	-5%	32%	7%	7 Weaker	
COMPUTER SOFTWARE & SERVICES - Business Software & Services	Strengthened	49	-8%	22%	5%	7 Weaker	
COMPUTER SOFTWARE & SERVICES - Healthcare Information Service	Strengthened	9	0%	9%	3%	5 Average	
COMPUTER SOFTWARE & SERVICES - Information & Delivery Service	Unchanged	5	-5%	4%	1%	7 Weaker	
COMPUTER SOFTWARE & SERVICES - Information Technology Services	Strengthened	27	-2%	28%	8%	6 Weak	
COMPUTER SOFTWARE & SERVICES - Multimedia & Graphics Software	Strengthened	8	-16%	10%	3%	7 Weaker	
COMPUTER SOFTWARE & SERVICES - Security Software & Services	Strengthened	5	2%	16%	7%	7 Weaker	
COMPUTER SOFTWARE & SERVICES - Technical & System Software	Strengthened	10	3%	8%	5%	8 Very Weak	

STRENGTH REPORT

TECHNOLOGY: ELECTRONICS

"I make my best decisions when I am disorganized"

Said no one, ever

4	@	<	3	K	L	D	e	#
S	T	O	C	K	=	=	=	S
V	7	0	&	%	G	R	?	V
D	9	8	M	A	R	K	E	T
I	M	q	3	>	5	9	a	K
I	O	R	G	A	N	I	Z	E
4	@	<	3	K	L	D	e	#

OVERVIEW	OLDEST 7 Days - 10/14/22 to 10/21/22	OLDER 7 Days - 10/21/22 to 10/28/22	NEWER 7 Days - 10/28/22 to 11/04/22	NEWEST / CURRENT 7 Days - 11/04/22 to 11/11/22	Status 11/11/22
Index/Sector/Industry/Sub-Industry					
ELECTRONICS	Strengthened	Strengthened	Strengthened	Strengthened	4 Strong
ELECTRONICS - Diversified Electronics	Strengthened	Strengthened	Strengthened	Strengthened	4 Strong
ELECTRONICS - Printed Circuit Boards	Strengthened	Strengthened	Weakened	Strengthened	3 Stronger
ELECTRONICS - Scientific & Technical Instruments	Strengthened	Strengthened	Strengthened	Strengthened	4 Strong
ELECTRONICS - Semiconductor - Broad Line	Strengthened	Strengthened	Strengthened	Strengthened	5 Average
ELECTRONICS - Semiconductor - Integrated Circuits	Strengthened	Strengthened	Strengthened	Strengthened	5 Average
ELECTRONICS - Semiconductor - Memory Chips	Strengthened	Weakened	Strengthened	Strengthened	5 Average
ELECTRONICS - Semiconductor - Specialized	Strengthened	Unchanged	Strengthened	Strengthened	4 Strong
ELECTRONICS - Semiconductor Equipment & Materials	Strengthened	Strengthened	Strengthened	Strengthened	5 Average

NEWEST / CURRENT	7 Days - 11/04/22 to 11/11/22	#	Min	Max	Avg	Status	KEY: No change	Lower Strength	STRENGTH CHANGE	Higher Strength
ELECTRONICS	Strengthened	113	-8%	44%	12%	4 Strong			-> -> -> -> -> ->	
ELECTRONICS - Diversified Electronics	Strengthened	20	1%	22%	10%	4 Strong			-> -> -> -> -> ->	
ELECTRONICS - Printed Circuit Boards	Strengthened	7	2%	9%	5%	3 Stronger			-> -> -> -> -> ->	
ELECTRONICS - Scientific & Technical Instruments	Strengthened	18	-3%	21%	10%	4 Strong			-> -> -> -> -> ->	
ELECTRONICS - Semiconductor - Broad Line	Strengthened	13	5%	25%	14%	5 Average			-> -> -> -> -> ->	
ELECTRONICS - Semiconductor - Integrated Circuits	Strengthened	13	2%	20%	12%	5 Average			-> -> -> -> -> ->	
ELECTRONICS - Semiconductor - Memory Chips	Strengthened	3	6%	14%	11%	5 Average			-> -> -> -> -> ->	
ELECTRONICS - Semiconductor - Specialized	Strengthened	17	-2%	27%	14%	4 Strong			-> -> -> -> -> ->	
ELECTRONICS - Semiconductor Equipment & Materials	Strengthened	22	-8%	44%	16%	5 Average			-> -> -> -> -> ->	

NEWER	7 Days - 10/28/22 to 11/04/22	#	Min	Max	Avg	Status	KEY: No change	Lower Strength	STRENGTH CHANGE	Higher Strength
ELECTRONICS	Strengthened	113	-21%	17%	-1%	6 Weak			-> -> -> -> -> ->	
ELECTRONICS - Diversified Electronics	Strengthened	20	-14%	8%	-1%	5 Average			-> -> -> -> -> ->	
ELECTRONICS - Printed Circuit Boards	Weakened	7	-9%	2%	-2%	4 Strong			-> -> -> -> -> ->	
ELECTRONICS - Scientific & Technical Instruments	Strengthened	18	-11%	9%	-2%	6 Weak			-> -> -> -> -> ->	
ELECTRONICS - Semiconductor - Broad Line	Strengthened	13	-18%	10%	-2%	7 Weaker			-> -> -> -> -> ->	
ELECTRONICS - Semiconductor - Integrated Circuits	Strengthened	13	-8%	7%	-1%	7 Weaker			-> -> -> -> -> ->	
ELECTRONICS - Semiconductor - Memory Chips	Strengthened	3	4%	17%	9%	6 Weak			-> -> -> -> -> ->	
ELECTRONICS - Semiconductor - Specialized	Strengthened	17	5%	16%	2%	7 Weaker			-> -> -> -> -> ->	
ELECTRONICS - Semiconductor Equipment & Materials	Strengthened	22	-21%	9%	-2%	7 Weaker			-> -> -> -> -> ->	

OLDER	7 Days - 10/21/22 to 10/28/22	#	Min	Max	Avg	Status	KEY: No change	Lower Strength	STRENGTH CHANGE	Higher Strength
ELECTRONICS	Strengthened	113	-34%	34%	5%	6 Weak			-> -> -> -> -> ->	
ELECTRONICS - Diversified Electronics	Strengthened	20	-34%	34%	4%	6 Weak			-> -> -> -> -> ->	
ELECTRONICS - Printed Circuit Boards	Strengthened	7	2%	20%	8%	4 Strong			-> -> -> -> -> ->	
ELECTRONICS - Scientific & Technical Instruments	Strengthened	18	-6%	15%	6%	6 Weak			-> -> -> -> -> ->	
ELECTRONICS - Semiconductor - Broad Line	Strengthened	13	-25%	17%	4%	7 Weaker			-> -> -> -> -> ->	
ELECTRONICS - Semiconductor - Integrated Circuits	Strengthened	13	-1%	16%	4%	7 Weaker			-> -> -> -> -> ->	
ELECTRONICS - Semiconductor - Memory Chips	Weakened	3	-4%	5%	1%	6 Weak			-> -> -> -> -> ->	
ELECTRONICS - Semiconductor - Specialized	Unchanged	17	-5%	16%	5%	7 Weaker			-> -> -> -> -> ->	
ELECTRONICS - Semiconductor Equipment & Materials	Strengthened	22	-19%	21%	6%	7 Weaker			-> -> -> -> -> ->	

OLDEST	7 Days - 10/14/22 to 10/21/22	#	Min	Max	Avg	Status	KEY: No change	Lower Strength	STRENGTH CHANGE	Higher Strength
ELECTRONICS	Strengthened	113	-21%	41%	6%	7 Weaker			-> -> -> -> -> ->	
ELECTRONICS - Diversified Electronics	Strengthened	20	-9%	15%	6%	7 Weaker			-> -> -> -> -> ->	
ELECTRONICS - Printed Circuit Boards	Strengthened	7	3%	15%	7%	5 Average			-> -> -> -> -> ->	
ELECTRONICS - Scientific & Technical Instruments	Strengthened	18	4%	11%	6%	6 Weak			-> -> -> -> -> ->	
ELECTRONICS - Semiconductor - Broad Line	Strengthened	13	4%	14%	7%	8 Very Weak			-> -> -> -> -> ->	
ELECTRONICS - Semiconductor - Integrated Circuits	Strengthened	13	1%	13%	5%	8 Very Weak			-> -> -> -> -> ->	
ELECTRONICS - Semiconductor - Memory Chips	Strengthened	3	5%	10%	7%	6 Weak			-> -> -> -> -> ->	
ELECTRONICS - Semiconductor - Specialized	Strengthened	17	16%	26%	6%	7 Weaker			-> -> -> -> -> ->	
ELECTRONICS - Semiconductor Equipment & Materials	Strengthened	22	-21%	41%	8%	7 Weaker			-> -> -> -> -> ->	

STRENGTH REPORT

FINANCIAL: BANKING

"I make my best decisions when I am disorganized"

Said no one, ever

4	@	<	3	K	L	D	E	#
S	T	O	C	K	=	=	S	M
V	7	0	&	%	G	R	?	V
D	9	8	M	A	R	K	E	T
I	M	q	3	>	5	9	J	K
1	O	R	G	A	N	I	Z	E
4	@	<	3	K	L	D	E	#

OVERVIEW	OLDEST	OLDER	NEWER	NEWEST / CURRENT	
Index/Sector/Industry/Sub-Industry	7 Days - 10/14/22 to 10/21/22	7 Days - 10/21/22 to 10/28/22	7 Days - 10/28/22 to 11/04/22	7 Days - 11/04/22 to 11/11/22	Status 11/11/22
BANKING	Unchanged	Strengthened	Strengthened	Strengthened	4 Strong
BANKING - Foreign Regional Banks	Unchanged	Strengthened	Unchanged	Strengthened	5 Average
BANKING - Money Center Banks	Strengthened	Strengthened	Unchanged	Strengthened	5 Average
BANKING - Regional - Mid-Atlantic Banks	Unchanged	Strengthened	Strengthened	Strengthened	4 Strong
BANKING - Regional - Midwest Banks	Unchanged	Strengthened	Strengthened	Unchanged	4 Strong
BANKING - Regional - Northeast Banks	Unchanged	Strengthened	Strengthened	Strengthened	5 Average
BANKING - Regional - Pacific Banks	Weakened	Strengthened	Strengthened	Strengthened	4 Strong
BANKING - Regional - Southeast Banks	Unchanged	Strengthened	Strengthened	Strengthened	3 Stronger
BANKING - Regional - Southwest Banks	Weakened	Strengthened	Strengthened	Strengthened	3 Stronger
BANKING - Savings & Loans	Strengthened	Strengthened	Strengthened	Strengthened	5 Average

NEWEST / CURRENT	7 Days - 11/04/22 to 11/11/22	#	Min	Max	Avg	Status	KEY: No change	Lower Strength	STRENGTH CHANGE	Higher Strength
BANKING	Strengthened	213	-8%	20%	2%	4 Strong			-> -> ->	
BANKING - Foreign Regional Banks	Strengthened	5	0%	9%	5%	5 Average			-> -> -> -> ->	
BANKING - Money Center Banks	Strengthened	17	0%	13%	5%	5 Average			-> -> -> -> ->	
BANKING - Regional - Mid-Atlantic Banks	Strengthened	23	-4%	12%	1%	4 Strong			-> -> -> -> ->	
BANKING - Regional - Midwest Banks	Unchanged	24	-5%	8%	0%	4 Strong			-> -> -> -> ->	
BANKING - Regional - Northeast Banks	Strengthened	67	-8%	20%	1%	5 Average			-> -> -> -> ->	
BANKING - Regional - Pacific Banks	Strengthened	27	-4%	15%	3%	4 Strong			-> -> -> -> ->	
BANKING - Regional - Southeast Banks	Strengthened	14	-3%	6%	2%	3 Stronger			-> -> -> -> ->	
BANKING - Regional - Southwest Banks	Strengthened	15	-7%	7%	1%	3 Stronger			-> -> -> -> ->	
BANKING - Savings & Loans	Strengthened	21	-4%	14%	4%	5 Average			-> -> -> -> ->	

NEWER	7 Days - 10/28/22 to 11/04/22	#	Min	Max	Avg	Status	KEY: No change	Lower Strength	STRENGTH CHANGE	Higher Strength
BANKING	Strengthened	213	-14%	20%	0%	5 Average			-> -> ->	
BANKING - Foreign Regional Banks	Unchanged	5	-5%	6%	0%	6 Weak			-> -> -> -> ->	
BANKING - Money Center Banks	Unchanged	17	-8%	6%	0%	6 Weak			-> -> -> -> ->	
BANKING - Regional - Mid-Atlantic Banks	Strengthened	23	-6%	8%	0%	5 Average			-> -> -> -> ->	
BANKING - Regional - Midwest Banks	Strengthened	24	-4%	11%	1%	4 Strong			-> -> -> -> ->	
BANKING - Regional - Northeast Banks	Strengthened	67	-10%	14%	0%	5 Average			-> -> -> -> ->	
BANKING - Regional - Pacific Banks	Strengthened	27	-9%	7%	0%	5 Average			-> -> -> -> ->	
BANKING - Regional - Southeast Banks	Strengthened	14	-5%	3%	0%	4 Strong			-> -> -> -> ->	
BANKING - Regional - Southwest Banks	Strengthened	15	-5%	4%	0%	4 Strong			-> -> -> -> ->	
BANKING - Savings & Loans	Strengthened	21	-14%	20%	-1%	5 Average			-> -> -> -> ->	

OLDER	7 Days - 10/21/22 to 10/28/22	#	Min	Max	Avg	Status	KEY: No change	Lower Strength	STRENGTH CHANGE	Higher Strength
BANKING	Strengthened	213	-20%	21%	5%	5 Average			-> -> ->	
BANKING - Foreign Regional Banks	Strengthened	5	-2%	10%	3%	6 Weak			-> -> -> -> ->	
BANKING - Money Center Banks	Strengthened	17	1%	8%	5%	6 Weak			-> -> -> -> ->	
BANKING - Regional - Mid-Atlantic Banks	Strengthened	23	-5%	17%	5%	6 Weak			-> -> -> -> ->	
BANKING - Regional - Midwest Banks	Strengthened	24	-1%	15%	7%	4 Strong			-> -> -> -> ->	
BANKING - Regional - Northeast Banks	Strengthened	67	-20%	15%	5%	6 Weak			-> -> -> -> ->	
BANKING - Regional - Pacific Banks	Strengthened	27	-9%	16%	7%	5 Average			-> -> -> -> ->	
BANKING - Regional - Southeast Banks	Strengthened	14	-2%	14%	6%	4 Strong			-> -> -> -> ->	
BANKING - Regional - Southwest Banks	Strengthened	15	-8%	14%	3%	5 Average			-> -> -> -> ->	
BANKING - Savings & Loans	Strengthened	21	-8%	21%	7%	6 Weak			-> -> -> -> ->	

OLDEST	7 Days - 10/14/22 to 10/21/22	#	Min	Max	Avg	Status	KEY: No change	Lower Strength	STRENGTH CHANGE	Higher Strength
BANKING	Unchanged	213	-29%	12%	0%	6 Weak			-> -> ->	
BANKING - Foreign Regional Banks	Unchanged	5	-1%	7%	3%	7 Weaker			-> -> -> -> ->	
BANKING - Money Center Banks	Strengthened	17	-2%	10%	4%	7 Weaker			-> -> -> -> ->	
BANKING - Regional - Mid-Atlantic Banks	Unchanged	23	-12%	8%	-1%	6 Weak			-> -> -> -> ->	
BANKING - Regional - Midwest Banks	Unchanged	24	-29%	12%	-1%	5 Average			-> -> -> -> ->	
BANKING - Regional - Northeast Banks	Unchanged	67	-20%	10%	-1%	6 Weak			-> -> -> -> ->	
BANKING - Regional - Pacific Banks	Weakened	27	-28%	6%	-2%	6 Weak			-> -> -> -> ->	
BANKING - Regional - Southeast Banks	Unchanged	14	-7%	9%	1%	5 Average			-> -> -> -> ->	
BANKING - Regional - Southwest Banks	Weakened	15	-11%	11%	0%	5 Average			-> -> -> -> ->	
BANKING - Savings & Loans	Strengthened	21	-12%	8%	0%	7 Weaker			-> -> -> -> ->	

STRENGTH REPORT

FINANCIAL: REAL ESTATE

"I make my best decisions when I am disorganized"

Said no one, ever

4	@	0	<	3	K	L	D	E	#
S	T	O	C	K	=	=	=	S	M
V	7	8	&	%	G	R	?	V	2
D	9	8	M	A	R	K	E	T	=
I	M	q	3	>	5	9	#	K	
O	R	G	A	N	I	Z	E	R	
4	@	0	L	D	H	M	J	S	M

OVERVIEW	OLDEST	OLDER	NEWER	NEWEST / CURRENT	
Index/Sector/Industry/Sub-Industry	7 Days - 10/14/22 to 10/21/22	7 Days - 10/21/22 to 10/28/22	7 Days - 10/28/22 to 11/04/22	7 Days - 11/04/22 to 11/11/22	Status 11/11/22
REAL ESTATE	Unchanged	Strengthened	Unchanged	Strengthened	6 Weak
REAL ESTATE - Mortgage Investment	Unchanged	Strengthened	Weakened	Strengthened	6 Weak
REAL ESTATE - Property Management/Development	Unchanged	Strengthened	Strengthened	Strengthened	6 Weak
REAL ESTATE - REIT - Diversified/Industrial	Unchanged	Strengthened	Unchanged	Strengthened	6 Weak
REAL ESTATE - REIT - Healthcare Facilities	Unchanged	Strengthened	Strengthened	Unchanged	6 Weak
REAL ESTATE - REIT - Hotel/Motel	Strengthened	Strengthened	Weakened	Strengthened	4 Strong
REAL ESTATE - REIT - Office	Strengthened	Strengthened	Strengthened	Strengthened	7 Weaker
REAL ESTATE - REIT - Residential	Strengthened	Unchanged	Unchanged	Strengthened	7 Weaker
REAL ESTATE - REIT - Retail	Strengthened	Strengthened	Strengthened	Strengthened	5 Average

NEWEST / CURRENT	7 Days - 11/04/22 to 11/11/22	#	Min	Max	Avg	Status	KEY:	Lower Strength	STRENGTH CHANGE	Higher Strength
REAL ESTATE	Strengthened	178	-13%	31%	6%	6 Weak		No change	<- Weakened	-> Strengthened
REAL ESTATE - Mortgage Investment	Strengthened	15	-4%	31%	9%	6 Weak		-> -> -> -> ->		
REAL ESTATE - Property Management/Development	Strengthened	29	-8%	30%	8%	6 Weak		-> -> -> -> ->		
REAL ESTATE - REIT - Diversified/Industrial	Strengthened	49	-1%	20%	7%	6 Weak		-> -> -> -> ->		
REAL ESTATE - REIT - Healthcare Facilities	Unchanged	15	-4%	17%	4%	6 Weak		-> -> -> -> ->		
REAL ESTATE - REIT - Hotel/Motel	Strengthened	12	2%	13%	7%	4 Strong		-> -> -> -> -> -> -> -> -> ->		
REAL ESTATE - REIT - Office	Strengthened	17	-4%	15%	3%	7 Weaker		-> -> -> -> ->		
REAL ESTATE - REIT - Residential	Strengthened	22	-13%	22%	7%	7 Weaker		-> -> -> -> ->		
REAL ESTATE - REIT - Retail	Strengthened	19	0%	9%	4%	5 Average		-> -> -> -> ->		

NEWER	7 Days - 10/28/22 to 11/04/22	#	Min	Max	Avg	Status	KEY:	Lower Strength	STRENGTH CHANGE	Higher Strength
REAL ESTATE	Unchanged	178	-25%	14%	2%	7 Weaker		No change	<- Weakened	-> Strengthened
REAL ESTATE - Mortgage Investment	Weakened	15	-22%	9%	2%	7 Weaker		<- <-		
REAL ESTATE - Property Management/Development	Strengthened	29	-15%	7%	3%	7 Weaker		-> ->		
REAL ESTATE - REIT - Diversified/Industrial	Unchanged	49	-14%	14%	2%	7 Weaker		-> ->		
REAL ESTATE - REIT - Healthcare Facilities	Strengthened	15	-5%	5%	0%	6 Weak		-> -> ->		
REAL ESTATE - REIT - Hotel/Motel	Weakened	12	-17%	4%	7%	7 Weaker		<- <- <- <- <-		
REAL ESTATE - REIT - Office	Strengthened	17	-25%	4%	3%	7 Weaker		-> -> ->		
REAL ESTATE - REIT - Residential	Unchanged	22	-14%	2%	3%	8 Very Weak		-> -> ->		
REAL ESTATE - REIT - Retail	Strengthened	19	-6%	10%	3%	6 Weak		-> -> -> -> ->		

OLDER	7 Days - 10/21/22 to 10/28/22	#	Min	Max	Avg	Status	KEY:	Lower Strength	STRENGTH CHANGE	Higher Strength
REAL ESTATE	Strengthened	178	-7%	23%	7%	7 Weaker		-> ->		
REAL ESTATE - Mortgage Investment	Strengthened	15	-6%	14%	6%	7 Weaker		-> ->		
REAL ESTATE - Property Management/Development	Strengthened	29	-7%	15%	6%	7 Weaker		-> ->		
REAL ESTATE - REIT - Diversified/Industrial	Strengthened	49	-5%	23%	8%	7 Weaker		-> ->		
REAL ESTATE - REIT - Healthcare Facilities	Strengthened	15	-1%	16%	7%	7 Weaker		-> ->		
REAL ESTATE - REIT - Hotel/Motel	Strengthened	12	0%	9%	5%	6 Weak		-> ->		
REAL ESTATE - REIT - Office	Strengthened	17	0%	12%	7%	7 Weaker		-> ->		
REAL ESTATE - REIT - Residential	Unchanged	22	-2%	20%	7%	8 Very Weak		-> ->		
REAL ESTATE - REIT - Retail	Strengthened	19	-0%	17%	7%	7 Weaker		-> ->		

OLDEST	7 Days - 10/14/22 to 10/21/22	#	Min	Max	Avg	Status	KEY:	Lower Strength	STRENGTH CHANGE	Higher Strength
REAL ESTATE	Unchanged	178	-11%	27%	3%	8 Very Weak		No change	<- Weakened	-> Strengthened
REAL ESTATE - Mortgage Investment	Unchanged	15	-11%	6%	1%	7 Weaker		-> ->		
REAL ESTATE - Property Management/Development	Unchanged	29	-5%	14%	3%	8 Very Weak		-> ->		
REAL ESTATE - REIT - Diversified/Industrial	Unchanged	49	-2%	14%	3%	9 Weakest		-> ->		
REAL ESTATE - REIT - Healthcare Facilities	Unchanged	15	-6%	5%	2%	7 Weaker		-> ->		
REAL ESTATE - REIT - Hotel/Motel	Strengthened	12	2%	11%	7%	7 Weaker		-> -> -> -> ->		
REAL ESTATE - REIT - Office	Strengthened	17	-3%	27%	3%	8 Very Weak		-> ->		
REAL ESTATE - REIT - Residential	Strengthened	22	-3%	14%	3%	8 Very Weak		-> ->		
REAL ESTATE - REIT - Retail	Strengthened	19	-3%	27%	5%	7 Weaker		-> ->		











































4	@	0	<	3	K	L	D	e	#
S	T	O	C	K	=	=	-	S	M
V	7	o	&	%	G	R	?	V	2
D	9	8	M	A	R	K	E	T	=
!	M	*	q	3	>	8	9	#	X
!	O	R	G	A	N	I	Z	E	R
4	@	0	L	D	h	M	!	S	

"I make my best decisions when I am disorganized"

Said no one, ever

OVERVIEW	OLDEST	OLDER	NEWER	NEWEST / CURRENT	
	7 Days - 10/14/22 to 10/21/22	7 Days - 10/21/22 to 10/28/22	7 Days - 10/28/22 to 11/04/22	7 Days - 11/04/22 to 11/11/22	Status 11/11/22
Index/Sector/Industry/Sub-Industry					
MATERIALS & CONSTRUCTION	Strengthened	Strengthened	Unchanged	Strengthened	4 Strong
MATERIALS & CONSTRUCTION - Cement	Unchanged	Strengthened	Unchanged	Strengthened	4 Strong
MATERIALS & CONSTRUCTION - General Building Materials	Unchanged	Strengthened	Strengthened	Strengthened	4 Strong
MATERIALS & CONSTRUCTION - General Contractors	Strengthened	Strengthened	Strengthened	Strengthened	3 Stronger
MATERIALS & CONSTRUCTION - Heavy Construction	Strengthened	Strengthened	Strengthened	Strengthened	4 Strong
MATERIALS & CONSTRUCTION - Lumber	Unchanged	Strengthened	Unchanged	Strengthened	5 Average
MATERIALS & CONSTRUCTION - Manufactured Housing	Unchanged	Strengthened	Weakened	Strengthened	7 Weaker
MATERIALS & CONSTRUCTION - Residential Construction	Unchanged	Strengthened	Weakened	Strengthened	5 Average
MATERIALS & CONSTRUCTION - Waste Management	Strengthened	Strengthened	Unchanged	Strengthened	5 Average

							Lower Strength	STRENGTH CHANGE			Higher Strength
NEWEST / CURRENT	7 Days - 11/04/22 to 11/11/22	#	Min	Max	Avg	Status	KEY:	No change	Weakened	Strengthened	
MATERIALS & CONSTRUCTION	Strengthened	77	-14%	24%	7%	4 Strong		>>>	<<<	>>>	
MATERIALS & CONSTRUCTION - Cement	Strengthened	2	-9%	10%	10%	4 Strong		>>>	<<<	>>>	
MATERIALS & CONSTRUCTION - General Building Materials	Strengthened	25	-4%	19%	9%	4 Strong		>>>	<<<	>>>	
MATERIALS & CONSTRUCTION - General Contractors	Strengthened	7	-2%	9%	3%	3 Stronger		>>>	<<<	>>>	
MATERIALS & CONSTRUCTION - Heavy Construction	Strengthened	11	-6%	10%	3%	4 Strong		>>>	<<<	>>>	
MATERIALS & CONSTRUCTION - Lumber	Strengthened	4	0%	11%	7%	5 Average		>>>	<<<	>>>	
MATERIALS & CONSTRUCTION - Manufactured Housing	Strengthened	3	-4%	17%	6%	7 Weaker		>>>	<<<	>>>	
MATERIALS & CONSTRUCTION - Residential Construction	Strengthened	15	-1%	24%	12%	5 Average		>>>	<<<	>>>	
MATERIALS & CONSTRUCTION - Waste Management	Strengthened	10	-1%	13%	4%	5 Average		>>>	<<<	>>>	

							Lower Strength	STRENGTH CHANGE	Higher Strength
NEWER	7 Days - 10/28/22 to 11/04/22	#	Min	Max	Avg	Status	KEY: 	 Weakened	 Strengthened
MATERIALS & CONSTRUCTION	Unchanged	77	 -22%	 19%	 -2%	6 Weak			
MATERIALS & CONSTRUCTION - Cement	Unchanged	2	 -1%	 3%	 1%	7 Weaker			
MATERIALS & CONSTRUCTION - General Building Materials	Strengthened	25	 -14%	 4%	 -3%	6 Weak			
MATERIALS & CONSTRUCTION - General Contractors	Strengthened	7	 -3%	 6%	 2%	4 Strong			
MATERIALS & CONSTRUCTION - Heavy Construction	Strengthened	11	 -12%	 19%	 2%	5 Average			
MATERIALS & CONSTRUCTION - Lumber	Unchanged	4	 -4%	 2%	 -2%	8 Very Weak			
MATERIALS & CONSTRUCTION - Manufactured Housing	Weakened	3	 -22%	 -11%	 -16%	9 Weakest			
MATERIALS & CONSTRUCTION - Residential Construction	Weakened	15	 -12%	 -2%	 -5%	7 Weaker			
MATERIALS & CONSTRUCTION - Waste Management	Unchanged	10	 -9%	 8%	 1%	5 Average			

							Lower Strength	STRENGTH CHANGE	Higher Strength
OLDER	7 Days - 10/21/22 to 10/28/22	#	Min	Max	Avg	Status	KEY: No change Weakened Strengthened		
MATERIALS & CONSTRUCTION	Strengthened	77	-6%	29%	8%	6 Weak			
MATERIALS & CONSTRUCTION - Cement	Strengthened	2	6%	9%	7%	7 Weaker			
MATERIALS & CONSTRUCTION - General Building Materials	Strengthened	25	-6%	29%	8%	7 Weaker			
MATERIALS & CONSTRUCTION - General Contractors	Strengthened	7	-1%	14%	8%	4 Strong			
MATERIALS & CONSTRUCTION - Heavy Construction	Strengthened	11	2%	23%	10%	5 Average			
MATERIALS & CONSTRUCTION - Lumber	Strengthened	4	4%	9%	7%	8 Very Weak			
MATERIALS & CONSTRUCTION - Manufactured Housing	Strengthened	3	0%	10%	7%	7 Weaker			
MATERIALS & CONSTRUCTION - Residential Construction	Strengthened	15	6%	17%	11%	7 Weaker			
MATERIALS & CONSTRUCTION - Waste Management	Strengthened	10	-1%	10%	4%	5 Average			

							Lower Strength		STRENGTH CHANGE		Higher Strength	
OLDEST	7 Days - 10/14/22 to 10/21/22	#	Min	Max	Avg	Status	KEY:	No change	Weakened	Strengthened		
MATERIALS & CONSTRUCTION	Strengthened	77	-5%	19%	4%	7 Weaker	-> -> ->					
MATERIALS & CONSTRUCTION - Cement	Unchanged	2	-2%	4%	3%	9 Weakest						
MATERIALS & CONSTRUCTION - General Building Materials	Unchanged	25	-5%	11%	2%	7 Weaker						
MATERIALS & CONSTRUCTION - General Contractors	Strengthened	7	-4%	9%	6%	5 Average			-> -> -> -> ->			
MATERIALS & CONSTRUCTION - Heavy Construction	Strengthened	11	-1%	11%	6%	6 Weak		-> -> ->				
MATERIALS & CONSTRUCTION - Lumber	Unchanged	4	-2%	13%	6%	9 Weakest						
MATERIALS & CONSTRUCTION - Manufactured Housing	Unchanged	3	0%	4%	2%	9 Weakest						
MATERIALS & CONSTRUCTION - Residential Construction	Unchanged	15	-5%	7%	1%	9 Weakest						
MATERIALS & CONSTRUCTION - Waste Management	Strengthened	10	-1%	19%	5%	6 Weak		-> -> -> ->				

STRENGTH REPORT

ENERGY

"I make my best decisions when I am disorganized"

Said no one, ever

4	@	0	<	3	K	L	D	E	#
S	T	O	C	K	=	=	=	S	M
V	7	0	&	%	G	R	?	V	2
D	9	8	M	A	R	K	E	T	=
I	M	?	q	3	>	5	9	J	K
I	O	R	G	A	N	I	Z	E	R
4	@	0	L	D	H	M	J	S	M

OVERVIEW	OLDEST 7 Days - 10/14/22 to 10/21/22	OLDER 7 Days - 10/21/22 to 10/28/22	NEWER 7 Days - 10/28/22 to 11/04/22	NEWEST / CURRENT 7 Days - 11/04/22 to 11/11/22	Status 11/11/22
Index/Sector/Industry/Sub-Industry					
ENERGY	Strengthened	Unchanged	Strengthened	Strengthened	3 Stronger
ENERGY - Independent Oil & Gas	Strengthened	Unchanged	Strengthened	Strengthened	3 Stronger
ENERGY - Major Integrated Oil & Gas	Strengthened	Weakened	Unchanged	Strengthened	1 Strongest
ENERGY - Oil & Gas Drilling & Exploration	Strengthened	Unchanged	Unchanged	Unchanged	2 Very Strong
ENERGY - Oil & Gas Equipment & Services	Strengthened	Strengthened	Strengthened	Strengthened	2 Very Strong
ENERGY - Oil & Gas Pipelines	Strengthened	Strengthened	Strengthened	Strengthened	3 Stronger
ENERGY - Oil & Gas Refining & Marketing	Strengthened	Unchanged	Unchanged	Strengthened	3 Stronger
.
.
.

NEWEST / CURRENT	7 Days - 11/04/22 to 11/11/22	#	Min	Max	Avg	Status	Lower Strength	STRENGTH CHANGE	Higher Strength
ENERGY	Strengthened	133	-13%	14%	2%	3 Stronger	KEY: No change	<- Weakened	-> Strengthened
ENERGY - Independent Oil & Gas	Strengthened	52	-12%	14%	1%	3 Stronger			-> -> ->
ENERGY - Major Integrated Oil & Gas	Strengthened	6	1%	8%	3%	1 Strongest			-> -> ->
ENERGY - Oil & Gas Drilling & Exploration	Unchanged	2	1%	7%	4%	2 Very Strong			-> -> ->
ENERGY - Oil & Gas Equipment & Services	Strengthened	24	-1%	11%	4%	2 Very Strong			-> -> ->
ENERGY - Oil & Gas Pipelines	Strengthened	31	-13%	8%	1%	3 Stronger			-> -> ->
ENERGY - Oil & Gas Refining & Marketing	Strengthened	18	-6%	8%	1%	3 Stronger			-> -> ->
.
.
.

NEWER	7 Days - 10/28/22 to 11/04/22	#	Min	Max	Avg	Status	Lower Strength	STRENGTH CHANGE	Higher Strength
ENERGY	Strengthened	133	-7%	17%	3%	3 Stronger	KEY: No change	<- Weakened	-> Strengthened
ENERGY - Independent Oil & Gas	Strengthened	52	-6%	17%	5%	3 Stronger			-> -> ->
ENERGY - Major Integrated Oil & Gas	Unchanged	6	1%	7%	4%	3 Stronger			-> -> ->
ENERGY - Oil & Gas Drilling & Exploration	Unchanged	2	4%	4%	4%	2 Very Strong			-> -> ->
ENERGY - Oil & Gas Equipment & Services	Strengthened	24	-6%	15%	5%	3 Stronger			-> -> ->
ENERGY - Oil & Gas Pipelines	Strengthened	31	-4%	9%	1%	4 Strong			-> -> ->
ENERGY - Oil & Gas Refining & Marketing	Unchanged	18	-7%	9%	2%	3 Stronger			-> -> ->
.
.
.

OLDER	7 Days - 10/21/22 to 10/28/22	#	Min	Max	Avg	Status	Lower Strength	STRENGTH CHANGE	Higher Strength
ENERGY	Unchanged	133	-12%	31%	3%	4 Strong	KEY: No change	<- Weakened	-> Strengthened
ENERGY - Independent Oil & Gas	Unchanged	52	-10%	10%	1%	4 Strong			-> -> ->
ENERGY - Major Integrated Oil & Gas	Weakened	6	-2%	6%	2%	3 Stronger			-> -> ->
ENERGY - Oil & Gas Drilling & Exploration	Unchanged	2	-2%	-2%	-2%	2 Very Strong			-> -> ->
ENERGY - Oil & Gas Equipment & Services	Strengthened	24	-12%	31%	7%	3 Stronger			-> -> ->
ENERGY - Oil & Gas Pipelines	Strengthened	31	-1%	14%	3%	4 Strong			-> -> ->
ENERGY - Oil & Gas Refining & Marketing	Unchanged	18	-10%	12%	3%	3 Stronger			-> -> ->
.
.
.

OLDEST	7 Days - 10/14/22 to 10/21/22	#	Min	Max	Avg	Status	Lower Strength	STRENGTH CHANGE	Higher Strength
ENERGY	Strengthened	133	-8%	25%	8%	4 Strong	KEY: No change	<- Weakened	-> Strengthened
ENERGY - Independent Oil & Gas	Strengthened	52	-8%	16%	6%	4 Strong			-> -> ->
ENERGY - Major Integrated Oil & Gas	Strengthened	6	2%	14%	8%	2 Very Strong			-> -> ->
ENERGY - Oil & Gas Drilling & Exploration	Strengthened	2	8%	12%	10%	2 Very Strong			-> -> ->
ENERGY - Oil & Gas Equipment & Services	Strengthened	24	4%	22%	14%	3 Stronger			-> -> ->
ENERGY - Oil & Gas Pipelines	Strengthened	31	0%	18%	5%	4 Strong			-> -> ->
ENERGY - Oil & Gas Refining & Marketing	Strengthened	18	1%	25%	9%	3 Stronger			-> -> ->
.
.
.

STRENGTH REPORT

4	@	<	3	K	L	D	E	#
S	T	O	C	K	=	=	=	S
V	7	8	&	%	G	R	?	V
D	9	8	M	A	R	K	E	T
I	M	4	q	3	>	5	9	A
I	O	R	G	A	N	I	Z	E
4	@	0	L	D	H	M	J	S

METALS & MINING

"I make my best decisions when I am disorganized"

Said no one, ever

OVERVIEW	OLDEST	OLDER	NEWER	NEWEST / CURRENT	
Index/Sector/Industry/Sub-Industry	7 Days - 10/14/22 to 10/21/22	7 Days - 10/21/22 to 10/28/22	7 Days - 10/28/22 to 11/04/22	7 Days - 11/04/22 to 11/11/22	Status 11/11/22
METALS & MINING	Strengthened	Strengthened	Unchanged	Strengthened	4 Strong
METALS & MINING - Aluminum	Strengthened	Weakened	Strengthened	Strengthened	6 Weak
METALS & MINING - Copper	Strengthened	Weakened	Strengthened	Strengthened	3 Stronger
METALS & MINING - Gold	Strengthened	Strengthened	Weakened	Strengthened	5 Average
METALS & MINING - Industrial Metals & Minerals	Unchanged	Strengthened	Unchanged	Strengthened	4 Strong
METALS & MINING - Nonmetallic Mineral Mining	Weakened	Unchanged	Strengthened	Unchanged	4 Strong
METALS & MINING - Silver	Strengthened	Strengthened	Strengthened	Strengthened	5 Average
METALS & MINING - Steel & Iron	Strengthened	Strengthened	Strengthened	Strengthened	3 Stronger
.
.

NEWEST / CURRENT	7 Days - 11/04/22 to 11/11/22	#	Min	Max	Avg	Status	KEY: Lower Strength	STRENGTH CHANGE	Higher Strength
METALS & MINING	Strengthened	54	-5%	30%	6%	4 Strong	No change	< Weakened	> Strengthened
METALS & MINING - Aluminum	Strengthened	5	6%	30%	14%	6 Weak	> > > > > >	> > > > > >	
METALS & MINING - Copper	Strengthened	2	8%	12%	10%	3 Stronger	> > > > > >	> > > > > >	
METALS & MINING - Gold	Strengthened	10	4%	16%	12%	5 Average	> > > > > >	> > > > > >	
METALS & MINING - Industrial Metals & Minerals	Strengthened	19	-5%	12%	1%	4 Strong	> > > > > >	> > > > > >	
METALS & MINING - Nonmetallic Mineral Mining	Unchanged	3	-4%	-12%	-13%	4 Strong			
METALS & MINING - Silver	Strengthened	6	3%	23%	10%	5 Average	> > > > > >		
METALS & MINING - Steel & Iron	Strengthened	9	2%	16%	6%	3 Stronger		> > > > > >	
.			
.			

NEWER	7 Days - 10/28/22 to 11/04/22	#	Min	Max	Avg	Status	KEY: Lower Strength	STRENGTH CHANGE	Higher Strength
METALS & MINING	Unchanged	54	-6%	22%	2%	6 Weak	No change	< Weakened	> Strengthened
METALS & MINING - Aluminum	Strengthened	5	5%	7%	3%	7 Weaker	> > > > > >		
METALS & MINING - Copper	Strengthened	2	9%	14%	12%	6 Weak	> > > > > >		
METALS & MINING - Gold	Weakened	10	7%	6%	0%	7 Weaker	< < < < < <		
METALS & MINING - Industrial Metals & Minerals	Unchanged	19	-6%	13%	1%	5 Average			
METALS & MINING - Nonmetallic Mineral Mining	Strengthened	3	5%	9%	8%	4 Strong			> >
METALS & MINING - Silver	Strengthened	6	8%	13%	3%	6 Weak	> > > > > >		
METALS & MINING - Steel & Iron	Strengthened	9	7%	22%	3%	4 Strong		> > > > > >	
.			
.			

OLDER	7 Days - 10/21/22 to 10/28/22	#	Min	Max	Avg	Status	KEY: Lower Strength	STRENGTH CHANGE	Higher Strength
METALS & MINING	Strengthened	54	-18%	11%	0%	6 Weak	No change	< Weakened	> Strengthened
METALS & MINING - Aluminum	Weakened	5	-17%	6%	-3%	8 Very Weak	< < < < < <		
METALS & MINING - Copper	Weakened	2	-3%	1%	-1%	7 Weaker	< < < < < <		
METALS & MINING - Gold	Strengthened	10	-4%	6%	1%	7 Weaker	> > > > > >		
METALS & MINING - Industrial Metals & Minerals	Strengthened	19	-11%	10%	1%	5 Average			> >
METALS & MINING - Nonmetallic Mineral Mining	Unchanged	3	-1%	11%	3%	5 Average			
METALS & MINING - Silver	Strengthened	6	-3%	2%	0%	7 Weaker	> > > > > >		
METALS & MINING - Steel & Iron	Strengthened	9	-18%	7%	-1%	5 Average		> >	
.			
.			

OLDEST	7 Days - 10/14/22 to 10/21/22	#	Min	Max	Avg	Status	KEY: Lower Strength	STRENGTH CHANGE	Higher Strength
METALS & MINING	Strengthened	54	-8%	20%	8%	6 Weak	No change	< Weakened	> Strengthened
METALS & MINING - Aluminum	Strengthened	5	7%	18%	14%	7 Weaker	> > > > > >		
METALS & MINING - Copper	Strengthened	2	4%	16%	10%	6 Weak	> > > > > >		
METALS & MINING - Gold	Strengthened	10	4%	8%	6%	7 Weaker	> > > > > >		
METALS & MINING - Industrial Metals & Minerals	Unchanged	19	-8%	20%	8%	5 Average			
METALS & MINING - Nonmetallic Mineral Mining	Weakened	3	-5%	6%	2%	5 Average			< <
METALS & MINING - Silver	Strengthened	6	2%	11%	5%	7 Weaker	> > > > > >		
METALS & MINING - Steel & Iron	Strengthened	9	-7%	19%	10%	5 Average		> > > > > >	
.			
.			